

2016-2017

Flu Outreach Campaign

Service Planning Areas 1-8



Angela Austin, RN, MSN, MPH, Flu Outreach Coordinator

Jason Bostrom, AS

Bryant Dao, MPH

Leila Family, PhD, MPH

Shelly Hsu, MPH

Jeremy Huang, BA

Stephanie Hunter, BS

Sandra Kelly

Grace Kim, MPH

Wendy Mata, MS, MPH

Zahra Mobasher, MS

Sona Oksuzyan, PhD, MD, MPH

Jennifer Cloud, MPH

Lisa V. Smith, MS, DrPH

Douglas M. Frye, MD, MPH

Table of Contents

	Page
Acknowledgements.....	i
Introduction.....	1
Methods.....	1
Key Findings.....	4
Limitations.....	9
What We Learned.....	10
Table 1. Characteristics of vaccinated flu clients (n=13,388) by Health Center Managing the Outreach, 2016-2017 Flu Outreach Campaign. (Preliminary Data).....	11
Table 2. Characteristics of vaccinated flu clients (13,388), by Service Planning Area (SPA), 2016-2017 Flu Outreach Campaign. (Preliminary Data).....	15
Table 3. Characteristics of vaccinated flu clients (n=13,388) by Insurance Type, 2016-2017 Flu Outreach Campaign. (Preliminary Data).....	17
Table 3a. Characteristics of vaccinated flu clients with private insurance (n=3,810) by types of insurance, 2016-2017 Flu Outreach Campaign. (Preliminary Data).....	19
Table 3b. Characteristics of vaccinated flu clients without private insurance (n=8,405) by types of insurance, 2016-2017 Flu Outreach Campaign. (Preliminary Data).....	21
Table 4. Number of flu outreach clinics conducted from 10/15/16-3/29/17, by target population, in each Service Planning Area. (Preliminary Data).....	23
Figure 1. Number of outreach clinics and average number of clients per outreach, by Service Planning Area, 2016-2017 Flu Outreach Campaign. (Preliminary Data).....	24
Figure 2. Percent of clients vaccinated by venue for the 2016-2017 Flu Outreach Campaign. (Preliminary Data).....	25
Figure 3. Number of clients vaccinated at flu outreach sites in Service Planning Area 1 (Antelope Valley) by venue (n=5), 2016-2017 Flu Outreach Campaign. (Preliminary Data).....	26
Figure 4. Number of clients vaccinated at flu outreach sites in Service Planning Area 2 (San Fernando) by venue (n=16), 2016-2017 Flu Outreach Campaign. (Preliminary Data).....	27
Figure 5. Number of clients vaccinated at flu outreach sites in Service Planning Area 3 (San Gabriel) by venue (n=23), 2016-2017 Flu Outreach Campaign. (Preliminary Data).....	28
Figure 6. Number of clients vaccinated at flu outreach sites in Service Planning Area 4 (Metro LA) by venue (n=27), 2016-2017 Flu Outreach Campaign. (Preliminary Data).....	29

Figure 7. Number of clients vaccinated at flu outreach sites in Service Planning Area 5 (West) by venue (n=8), 2016-2017 Flu Outreach Campaign. (Preliminary Data).....	30
Figure 8. Number of clients vaccinated at flu outreach sites in Service Planning Area 6 (South) by venue (n=29), 2016-2017 Flu Outreach Campaign. (Preliminary Data).....	31
Figure 9. Number of clients vaccinated at flu outreach sites in Service Planning Area 7 (East) by venue (n=17), 2016-2017 Flu Outreach Campaign. (Preliminary Data).....	32
Figure 10. Number of clients vaccinated at flu outreach sites in Service Planning Area 8 (South Bay) by venue (n=13), 2016-2017 Flu Outreach Campaign. (Preliminary Data).....	33
Figure 11. Number of Asian clients (n=5,113) vaccinated at flu outreach sites by venue type, 2016-2017 Flu Outreach Campaign. (Preliminary data).....	34
Figure 12. Number of Black/African American clients (n=538) vaccinated at flu outreach sites by venue type, 2016-2017 Flu Outreach Campaign. (Preliminary data).....	35
Figure 13. Number of Hispanic/Latino clients (n=4,810) vaccinated at flu outreach sites by venue type, 2016-2017 Flu Outreach Campaign. (Preliminary data).....	36
Figure 14. Number of White/Non-Hispanic clients (n=2,190) vaccinated at flu outreach sites by venue type, 2016-2017 Flu Outreach Campaign. (Preliminary data).....	37
Figure 15. Number of Native Hawaiian/Pacific Islander clients (n=97) vaccinated at flu outreach sites by venue type, 2016-2017 Flu Outreach Campaign. (Preliminary data).....	38
Figure 16. Number of American Indian/Alaskan Native clients (n=22) vaccinated at flu outreach sites by venue type, 2016-2017 Flu Outreach Campaign. (Preliminary data).....	39
Figure 17. Number of clients under age 5 (n=202) vaccinated at flu outreach sites by venue type, 2016-2017 Flu Outreach Campaign. (Preliminary data).....	40
Figure 18. Number of 5-17 years old clients (n=1,516) vaccinated at flu outreach sites by venue type, 2016-2017 Flu Outreach Campaign. (Preliminary data).....	41
Figure 19. Number of 18-24 years old clients (n=1,005) vaccinated at flu outreach sites by venue type, 2016-2017 Flu Outreach Campaign. (Preliminary data).....	42
Figure 20. Number of 25-34 years old clients (n=1,072) vaccinated at flu outreach sites by venue type, 2016-2017 Flu Outreach Campaign. (Preliminary data).....	43
Figure 21. Number of 35-44 years old clients (n=1,700) vaccinated at flu outreach sites by venue type, 2016-2017 Flu Outreach Campaign. (Preliminary data).....	44
Figure 22. Number of 45-54 years old clients (n=2,147) vaccinated at flu outreach sites by venue type, 2016-2017 Flu Outreach Campaign. (Preliminary data).....	45
Figure 23. Number of 55-64 years old clients (n=2,904) vaccinated at flu outreach sites by venue type, 2016-2017 Flu Outreach Campaign. (Preliminary data).....	46

Figure 24. Number of 65-74 years old clients (n=1,680) vaccinated at flu outreach sites by venue type, 2016-2017 Flu Outreach Campaign. (Preliminary data).....	47
Figure 25. Number of clients 75 years old or older (n=1,162) vaccinated at flu outreach sites by venue type, 2016-2017 Flu Outreach Campaign. (Preliminary data).....	48
Figure 26. Number of clients by client zip code (n=15,531), 2016-2017 Flu Outreach Campaign. (Preliminary Data).....	49
Figure 27. Number of clients by Service Planning Area (SPA) (n=13,388), 2016-2017 Flu Outreach Campaign. (Preliminary Data).....	50
Figure 28. Number of clients by Supervisorial District (SD) (n=13,388), 2016-2017 Flu Outreach Campaign. (Preliminary Data).....	51
Figure 29. Number of clients by zip code for SPA 1 (n=423), 2016-2017 Flu Outreach Campaign. (Preliminary Data).....	52
Figure 30. Number of clients by zip code for SPA 2 (n=1,379), 2016-2017 Flu Outreach Campaign. (Preliminary Data).....	53
Figure 31. Number of clients by zip code for SPA 3 (n=3,170), 2016-2017 Flu Outreach Campaign. (Preliminary Data).....	54
Figure 32. Number of clients by zip code for SPA 4 (n=3,146), 2016-2017 Flu Outreach Campaign. (Preliminary Data).....	55
Figure 33. Number of clients by zip code for SPA 5 (n=657), 2016-2017 Flu Outreach Campaign. (Preliminary Data).....	56
Figure 34. Number of clients by zip code for SPA 6 (n=2,211), 2016-2017 Flu Outreach Campaign. (Preliminary Data).....	57
Figure 35. Number of clients by zip code for SPA 7 (n=1,440), 2016-2017 Flu Outreach Campaign. (Preliminary Data).....	58
Figure 36. Number of clients by zip code for SPA 8 (n=962), 2016-2017 Flu Outreach Campaign. (Preliminary Data).....	59
Figure 37. Clients vaccinated at Flu Outreach clinics, 2013-2014, 2014-2015, 2015-2016, and 2016-2017, by gender, Flu Outreach Campaign. (Preliminary data).....	60
Figure 38. Clients vaccinated at Flu Outreach clinics, 2013-2014, 2014-2015, 2015-2016, and 2016-2017, by age group, Flu Outreach Campaign. (Preliminary data).....	61
Figure 39. Clients vaccinated at Flu Outreach clinics, 2013-2014, 2014-2015, 2015-2016, and 2016-2017, by race/ethnicity, Flu Outreach Campaign. (Preliminary data).....	62
Figure 40. Clients vaccinated at Flu Outreach clinics, 2013-2014, 2014-2015, 2015-2016, and 2016-2017, by Service Planning Area, Flu Outreach Campaign. (Preliminary data).....	63

Figure 41. Clients vaccinated at Flu Outreach clinics, 2013-2014, 2014-2015, 2015-2016, and 2016-2017, by health insurance status, Flu Outreach Campaign. (Preliminary data).....	64
Figure 42. Clients vaccinated at Flu Outreach clinics, 2013-2014, 2014-2015, 2015-2016, and 2016-2017, by venue type, Flu Outreach Campaign. (Preliminary data).....	65
Figure 43. Uninsured clients vaccinated at Flu Outreach clinics, 2013-2014, 2014-2015, 2015-2016, and 2016-2017, by gender, Flu Outreach Campaign. (Preliminary data).....	66
Figure 44. Uninsured clients vaccinated at Flu Outreach clinics, 2013-2014, 2014-2015, 2015-2016, and 2016-2017, by age group, Flu Outreach Campaign. (Preliminary data).....	67
Figure 45. Uninsured clients vaccinated at Flu Outreach clinics, 2013-2014, 2014-2015, 2015-2016, and 2016-2017, by race/ethnicity, Flu Outreach Campaign. (Preliminary data).....	68
Figure 46. Uninsured clients vaccinated at Flu Outreach clinics, 2013-2014, 2014-2015, 2015-2016, and 2016-2017, by Service Planning Area, Flu Outreach Campaign. (Preliminary data).....	69
Figure 47. Uninsured clients vaccinated at Flu Outreach clinics, 2013-2014, 2014-2015, 2015-2016, and 2016-2017, by venue type, Flu Outreach Campaign. (Preliminary data).....	70
Figure 48. Insurance status of clients vaccinated at Flu Outreach clinics, 2013-2014, 2014-2015, 2015-2016, and 2016-2017, by race/ethnicity in Service Planning Area 1 (Antelope Valley), Flu Outreach Campaign. (Preliminary data)*.....	71
Figure 49. Insurance status of clients vaccinated at Flu Outreach clinics, 2013-2014, 2014-2015, 2015-2016, and 2016-2017 by race/ethnicity in Service Planning Area 2 (San Fernando), Flu Outreach Campaign. (Preliminary data)*.....	72
Figure 50. Insurance status of clients vaccinated at Flu Outreach clinics, 2013-2014, 2014-2015, 2015-2016, and 2016-2017, by race/ethnicity in Service Planning Area 3 (San Gabriel), Flu Outreach Campaign. (Preliminary data)*.....	73
Figure 51. Insurance status of clients vaccinated at Flu Outreach clinics, 2013-2014, 2014-2015, 2015-2016, and 2016-2017, by race/ethnicity in Service Planning Area 4 (Metro LA), Flu Outreach Campaign. (Preliminary data)*.....	74
Figure 52. Insurance status of clients vaccinated at Flu Outreach clinics, 2013-2014, 2014-2015, 2015-2016, and 2016-2017, by race/ethnicity in Service Planning Area 5 (West LA), Flu Outreach Campaign. (Preliminary data)*.....	75
Figure 53. Insurance status of clients vaccinated at Flu Outreach clinics, 2013-2014, 2014-2015, 2015-2016, and 2016-2017, by race/ethnicity in Service Planning Area 6 (South LA), Flu Outreach Campaign. (Preliminary data)*.....	76
Figure 54. Insurance status of clients vaccinated at Flu Outreach clinics, 2013-2014, 2014-2015, 2015-2016, and 2016-2017, by race/ethnicity in Service Planning Area 7 (East LA), Flu Outreach Campaign. (Preliminary data)*.....	77

Figure 55. Insurance status of clients vaccinated at Flu Outreach clinics, 2013-2014, 2014-2015, 2015-2016, and 2016-2017, by race/ethnicity in Service Planning Area 8 (South Bay), Flu Outreach Campaign. (Preliminary data)* 78

Attachment

A1. 2016-2017 Flu Vaccination Consent Forms..... 79

A2. Flu Schedule Template..... 83

A3. Flu Vaccination Inventory Log screenshot..... 84

A4. Cover Sheet for CHS Flu Outreach Clinics, 2016-2017..... 85

A5. CHS Influenza Form Procedures..... 87

A6. Codebook for Flu Vaccination 2016-2017..... 90

A7. Coded Intake Form (English)..... 93

A8. Database Screenshot of 2016-2017 Flu Vaccination Consent Form..... 94

A9. 2016-2017 CHS Flu Campaign Data Entry Protocol..... 95

A10. 2016-2017 CHS Flu Campaign Data Entry Completion Log..... 99

A11. Influenza Vaccine Accountability: Table A1..... 100

Table A2..... 106

Table A3..... 108

Acknowledgements

CHS Administration

Deborah Davenport (Director), Gema Morales-Meyer (Deputy Director), Angela Austin (CHS Flu Outreach Coordinator)

Area Health Officers

Frank Alvarez (SPA 1&2), Jan King (SPA 5&6), Cristin Mondy (SPA 3&4), Silvia Prieto (SPA 7&8)

Nurse Managers

Angela Lozano (SPA 1), Linda Kim-Fung (SPA 2), Leticia Kouchak (SPA 3), Rachael Lee (SPA 4), Mei Lien Chu (SPA 5&6), Lanet Balmir (SPA 5&6), Barbara Smith (SPA 7), Deloyce Warren (SPA 8)

Service Planning Area 1

Jordan Cambaliza, Martha Collins, Roger Cruz, Christa Davison, Carolyn Essex, Tori Frozina, Diane Gaines, Terry Lynch, Jamie Wolfe, Michael Slater-Lunsford

Service Planning Area 2

Brendi Aldaba, Jenik Ayrapetyan, Barbara Bachowaski, Mario Baguiao, Shiarron Baker, Yuri Bornazyan, Asmik Chelilyan, DongJu Choung, Shameeka Correa-Fill, Ana Garcia, Julie Garcia, Wendy Gilman, Sandra Gomez, Patricia Gonzalez, Mary Hwang, Dolores Hirsch, Ayda Keshishian, Maria Lieberman, Lourdes Luna, Angela Millan, Rizalyn Mendoza, Jesus Murillo, Chris Ortiz, Melben Pilando, Ana Ramirez, Sheldon Tillett, Agnes Topacio, Vicky Victoria, Rose Visaya, Nancy Zuniga, Maria Rodriguez

Service Planning Area 3

Guadalupe Anderson, Lovelyn Anyanwu, Rosaisela Bernal- Murillo, Veronica Caballero, Jane Chen, Paula Deng, Debra Dorst-Porada, Thi Duong, Tiffany Elizalde, Maria Elizalde, Reeza Epino, Ramiro Flores, Lydia Giron, Mercy Holguin, Kelly Ivie, Eileen James, Marie Kreimann, Anna Lai, Jie Li, Ramona Lucas, Pia Magante, Ana Manriquez, Patty Matthew, Jean Mitchell, Cam Nguyen, Evelyn S. Ocampo, Marissa Masangcay, Ha Pham, Tristin Pham, Maria Poon, Marlene Kwok Pun, Elyse Rasmussen, Jennifer Rivera, Josie Roybal, Rosana Saguin, Anh Trinh, Carmen Ullo- huicochea

Service Planning Area 4

Aurora Acain-Lee, Adarsh L Almalvez, Maria Elena Anino- Viado, Lorena Ayala, Michael Barragan, Daniel Bellosillo, Sharon Cacayan, Young Cha, Geraldine Chima, Michelle Chung, Marilou Dimayuga, Gladys Fernandez, Elizabeth Gaston, Rosalba Gutierrez, Stephanie Hernandez, Maria Jimenez, LaVenía Johnson, Elaine Jung, Joon Kang, Sue Kim, Sarah Kwon, Heidi Lee, Hyejoo Lee, Ana Lopez, Maria Lopez, Melany Manalo, Alicia Mancillas, Paula Marin, Christine Martinez, Proscovia Nambatya, Debbie Poon, Lucille Rayford, Veronica Rosales- Herrera, Jan Soriano, Carol Stone, Samuel Tan, Rowena Tan, Quang Tran, William Ung, Michele A. Williams, Fariba Yengejeh

Service Planning Area 5

Marie Daniel, Olivia Gutierrez, Liliyan Honarchian, Elizabeth Kane, Jennifer Kilburn, Jessica Levenstein, Helen Obih, Dorothy Obiora, Tracy Sokolow,

Service Planning Area 6

Olaitan Akinwumi, Gloria Anigbo, Doreen Beauquierre, Deanna Bressler-Montgomery, Monique Brown, Vanria Butler, , Adrianna Fregoso, Laura A. Gazdziak, Maribel Guzman, Veronica M Hart, Kathy Iverson, Nadiya Juma, Jaime Li, Thelma McClinton, Emily Mombay, Charisse Montgomery, Beatriz Navarro, Nellie Nunez, Ada Okpoko, Shamika Ossey, Jiten 'Jim' Pandya, Evelyn Price, Maria Pulido, Magdalena Reyes, , Carmen Rubalcava, Sharon Sylvers-Sidney, Jessica Taylor

Service Planning Area 7

Marisa Arreola, Lizbeth Barragan, Maureen Bradley, Martha Chahadi, Mihae Fishman, Thea Hanna, Margilane Hernandez, Lynn Huynh, Heidi Lopez, Dorothy O'Brien, Berna Leanillo, Dora A. Leiva, Olubunmi Levy, Anh Ly, Virginia Martinez, Sarah Mendoza, Lynn Nottingham, Maria Ochoa, Brenda Quintero-Orihuela, Alberto Rivadeneyra, Claudia L. Roca, Rodel Rutaquin, Ray Samonte, Maria Thomas, Joylyn Jones Wint, Brian Wu

Service Planning Area 8

Lydia Ajao, Mercedes Bennet-Aguirre, Amaka Chukwuma, Gwaneshia Compton, Daniel Evans, Trish Forde, Marie Gambon, Nicole Henderson, LaTonya Lee, Roberto Luna, Rosa Nash, Chary Salinas, Michelle Starling, Rhonda Williams, Aurelia Hopkins, Nguyet Nguyen, Diane Wilson, Lauren Willis, Michelle Cooper- Crutchfield, Tanya Webb Gumby

Immunization Program

Michelle Parra (Director), Melanie Barr, Wendi Cate, Willie Watts-Troutman, Dulmini Wilson

Community Health Services Data Entry and Data Management Team

Bryant Dao, Shelly Hsu, Zahra Mobasher

Division of Chronic Diseases and Injury Prevention

Mirna Ponce-Jewell

Office of Health Assessment and Epidemiology

Douglas Frye (OHAE Director), Yajun Du, Sandra Kelly, Sun Lee, Michelle Walker

Office of Health Assessment and Epidemiology Data Entry and Data Management Team

Michelle Chan, Jennifer Cloud, Brad Du, Jeremy Huang, Stephanie Hunter, Sandra Kelly, Grace Kim, Leila Family, Wendy Mata, Saanchi Shah, Lisa V. Smith

Flu Outreach Campaign 2016-2017 Report

Introduction

Every year, the Los Angeles County (LAC) Department of Public Health (DPH) partners with community-based organizations across the County, such as churches and senior centers, to offer influenza (flu) vaccine at no charge for individuals who either do not have health insurance or do not have access to no-cost flu vaccinations through their regular healthcare provider. From October 2016 through March 2017, DPH administered 13,388 vaccinations at 140 outreach clinics in SPAs (Service Planning Areas) 1-8. Community Health Services (CHS) collaborated with the Immunization Program and the Office of Health Assessment and Epidemiology (OHAE) to complete this considerable task, utilizing 310 vaccinators, 23 flu coordinators, and 10 data entry staff.

Methods

Outreach Planning

The influenza virus can adversely affect certain populations more than others. For this reason, it is of the utmost importance that at-risk groups be encouraged to receive the influenza vaccination. These groups include: pregnant women; children over 6 months of age; adults 50 years of age or older; persons who are immunocompromised due to a disease or medical condition; persons who have chronic medical conditions (such as heart disease, diabetes or who are overweight or obese); persons who work or live in a nursing home or long-term care facility; healthcare and day care workers. Flu prevention for these groups is a public health priority. To this end, the CHS flu coordinators specifically selected community venues for the 2016-2017 flu season to target these high-risk groups – including schools, churches, community centers, homeless shelters, health fairs, libraries and skilled nursing facilities.

Outreach Tracking

In June 2016, the Flu Vaccination Consent Form (see Attachment A1) was developed. Most questions from the previous flu season's consent form were retained. Several questions about administration of the selected vaccines within the past 4 weeks, antiviral medication use within the past 48 hours, and questions specific to children were removed. In addition, the section about live vaccines was also eliminated. Only inactivated flu vaccines were administered in 2016-2017 flu outreaches.

After the Consent Form was prepared, the twelve health centers in the eight Service Planning Areas participating in the outreach clinics developed schedules (see Attachment A2) with the following information:

- Date of outreach
- Outreach start and end times
- Outreach, school, or POD designation

- Venue Type: community center, health fair, library, outreach, school, senior center, shelter
- Target population (children, seniors, homeless, immunocompromised adults, etc.)
- Name of outreach venue
- Address of outreach venue
- Supervisorial district of outreach venue
- Doses administered in previous year (if the venue hosted an outreach the previous year)
- Number of doses requested

Outreach information from the schedules was compiled in the Flu Vaccination Inventory Log (Attachment A3) by data entry staff. This log had multiple intended uses, including documenting the receipt of cover sheets, documenting the receipt of outreach batches, assigning batches for data entry and summing the number of forms received and entered.

The 2016-2017 Cover Sheet remained unchanged from Flu Outreach 2015-2016 campaign (Attachment A4). At the end of each outreach session, consent forms were collected and, the number of vaccines administered was recorded on the Cover Sheet, which was reviewed by the nurse-in-charge according to protocols in the Flu Form Procedures (Attachment A5). The completed Cover Sheet was then faxed or e-mailed to data entry staff within three business days of the outreach. Once received by the data entry staff, information from the Cover Sheet was used to update the Vaccination Inventory Log and to update the codebook (Attachment A6) with any new vaccinator initials or vaccine lot numbers.

Signed consent forms were hand-delivered by CHS staff to OHAE staff for data entry. Upon arrival at OHAE, date of receipt and name of the staff member delivering the forms were recorded in the Vaccine Inventory Log. Batches were stored in a locked cabinet in OHAE by date.

Weekly Flu Update

Every week, the Flu Vaccine Inventory Log was e-mailed to the CHS Flu Coordinator with the most recent status of all the flu outreaches, highlighting which Cover Sheets and batches were received. Beginning in January 2017, a summary of the data entry was included in the email with the following information:

- Total number of outreach batches received
- Number of outreaches entered
- Percentage of outreaches entered
- Number of forms entered
- Percentage of forms entered
- Number of forms not entered
- Percentage of forms not entered
- Reasons forms were not entered

Data Entry

In preparation for data entry, a codebook (Attachment A6), coded intake forms (Attachment A7) and password-protected single-user Microsoft Access databases (Attachment A8) were developed by data entry staff. The codebook was updated weekly as needed with new lot numbers, vaccinator initials and outreach site numbers from the Cover Sheets. A data entry protocol (Attachment A9) was also developed with instructions for handling the consent forms and completing data entry.

Once batches were received in OHAE, data entry assignments were made. Data entry staff received Data Entry Completion Logs (Attachment A10) to record their completed assignments and any problems encountered during data entry. Upon completion of data entry, the Completion Log was submitted and the Flu Vaccine Inventory Log was updated with the number of forms entered and the data entry completion date.

Bi-Monthly Flu Vaccine Update

As data entry progressed, three preliminary Flu Vaccine Accountability spreadsheets were emailed twice a month to the CDC Public Health Advisor (Attachment 11: Tables A1-A3). Table A1 includes the number of doses given by age group (6 months-2 years, 3-6 years, 7-18 years, 19-49 years, 50-64 years, and 65 years and over) and lot number for each date the health center hosted an outreach. Table A2 shows the number of doses given by age group and lot number for each health center, without stratifying by the date the vaccination was administered. Table A3 displays the number of doses given by age group for each lot number. Twenty records with missing date of birth and/or age were excluded from analysis. The final sample for analysis consisted of 13,388 clients.

Data Cleaning

Rigorous data cleaning techniques were used to check for possible errors in data entry. Password-protected Microsoft Access databases were imported via a secured network drive into SAS 9.4 software; a SAS program was created using the codebook and Cover Sheets as a reference. After completing data entry batches, data entry staff received data cleaning sheets to double-check possible entry errors against the original flu forms. Further data cleaning ensured that patient responses were consistent with other related fields. Due to a high percentage of missing information on gender, analysts used first names to partially impute gender to improve data quality.

In addition, routine checks were performed to make sure that the information on the cover sheets (such as vaccinators and lot numbers) correctly reflected the hardcopies, and in turn, the database. If any inconsistencies were found, a CHS Epidemiology Analyst and the nurse-in-charge at the outreach site assisted in rectifying the cover sheets.

Key Findings

Participation

DPH conducted flu outreaches from October 15, 2016 to March 29, 2017. During this time, 13,388 persons received the influenza vaccine. Clients completed a consent form, self-reporting their current or permanent address, city and their ZIP code of residence. Most participants were located throughout Los Angeles County and attended outreaches close to their residence.

Characteristics Profile (Table 1)

Gender: Overall, more females than males received the influenza vaccine at the DPH outreaches (59% versus 41%, respectively). This was also true when looking at the gender distribution for outreaches by the managing health center, with Curtis Tucker Health Center having the highest percentage of females (64%) and Central (54%) the lowest.

Age group: Persons receiving the flu vaccine ranged in age from 7 months to 99 years (mean = 47, SD = 22; data not shown). Many clients were in the targeted older age groups – age 55-64 years (22%) or 65+ (13%) – and an additional 13% were children between 6 months and 17 years of age. Outreach events run by Antelope Valley had the highest percentage of children (29%), whereas both Curtis Tucker and Simms-Mann outreach events had the highest percentage of adults age 65 years or older (36%, each).

Race/Ethnicity: Overall, Hispanic and Asian clients accounted for the largest proportions of clients receiving influenza vaccines (36% and 38%, respectively), followed by Whites at 16%. Only 4% of persons receiving the flu vaccine at outreach sites identified as Black or African American. However, race/ethnicity representation varied by health center-operated outreach site. Asian clients accounted for the majority of persons receiving flu vaccine at Central (74%), Monrovia (72%), and Hollywood Wilshire (68%) health centers. In contrast, Hispanic clients represented the majority of persons at outreaches for North Hollywood (78%), Pacoima (69%), Martin Luther King Jr. Center for Public Health (57%), and Whittier (55%).

Language of the Survey: Overall, most clients who received the influenza vaccination opted to fill out the consent form in English (66%), while 21% of clients used the Spanish form, 11% used the Korean form, and 2% the Chinese form. Distribution of consent form languages varied across managing health centers.

Insurance Status: Many outreach clients, 27%, indicated they were uninsured, while 28% indicated that they had private insurance. Insurance status varied across managing health centers. Outreach events managed by North Hollywood had the highest percentage of uninsured clients (35%), while those managed by Glendale and Pomona health centers had the lowest (19%, each).

Vaccine Type: Only inactivated vaccines were administered in 2016-2017 flu outreaches.

Manufacturer: The majority of vaccines administered were from the manufacturer Glaxo Smith Kline (57%), followed by Sanofi Pasteur (43%) and Seqirus (<1%).

Site of Injection: At DPH health center-managed influenza outreaches, the majority of clients received the vaccination in their left deltoid (79%). The remainder received the vaccine in the right deltoid (19%), in the left thigh (<1%) or the right thigh (<1%).

Service Planning Areas (Table 2)

Gender: The gender distribution of vaccine recipients was similar across Service Planning Areas. Approximately 59% of all clients were female and 41% male. SPA 8 had the highest percentage of females (64%) and SPA 4 had the lowest (54%).

Age group: The age distribution of clients varied greatly by SPA. SPA 1 vaccinated the largest proportion of 6-month to 17-year-old clients (29%), while SPA 8 vaccinated the largest proportion of persons aged 65 years and older (36%).

Race/Ethnicity: Forty-three percent of Asian clients had private insurance. Forty-seven percent of Hispanic clients utilized Medicaid, followed by 34% of Asian clients. White clients accounted for the largest percentage of those who had Medicare (33%). Hispanic/Latino clients represented the majority of the uninsured and those who did not know their insurance status (51% and 45%, respectively).

Language of the Survey: Survey languages varied greatly throughout the county: SPA 8 utilized the largest proportion of English surveys (82%); SPAs 2 and SPA 6 utilized the largest proportion of Spanish surveys (43 and 41%, respectively); SPA 3 utilized the largest proportion of Chinese surveys (7%); and SPAs 4 utilized the largest proportion of Korean surveys (39%).

Insurance Status: SPA 8 had the largest proportion of Medicare recipients (26%), while SPA 1 had the largest proportion of Medicaid recipients (38%). The largest proportion of privately insured individuals that were vaccinated was in SPA 5 (43%) followed by SPA 8 (36%). In contrast, SPA 4 had the largest proportion of uninsured clients (33%), followed by SPA 6 (30%). SPA 6 had the largest proportion of respondents who did not know their insurance status (5%).

Manufacturer: Most of the flu vaccine utilized during the outreaches was manufactured by Glaxo Smith Kline (GSK) (57%). SPA 4 and SPA 7 administered almost all GSK vaccine (~100%), while SPA 1 and SPA 8 administered the largest proportion of Sanofi-Pasteur vaccine (98%, each) and SPA 5 administered the largest proportion of Seqirus vaccine (1%).

Characteristics by Insurance Type (Table 3)

The Department of Public Health vaccinated 13,388 clients, more than a quarter of which were uninsured (n=3,588; 27%). A similar proportion of clients had private insurance (n=3,810; 28%) and slightly less than a quarter had Medicaid (n=2,930; 22%).

Gender: When stratifying by gender, Medicaid, private, and uninsured had the highest proportion of females (59%, each) and Medicare had the highest proportion of males (42%). However, overall it appears that females and males follow similar patterns of health insurance coverage, but additional analyses would be necessary to confirm this.

Age: The vast majority of clients who had Medicare (83%) were 65 or older, although they comprised only 22% of the total sample. Twenty percent of those using Medicaid were 5-17 years old, even though the sample had only 11% persons of that age group. Clients aged 35-54 comprised 29% of the sample, but 41% of them did not have any health insurance. Clients aged 55-64 years (22% in the total sample) accounted for the largest proportion of those using other types of insurances (26%), private insurance (25%), and of those who did not have health insurance (26%).

Race/Ethnicity: Asian clients constituted 43% of those who were privately insured despite only 38% of the sample identifying as Asian. Clients who utilized Medicaid were largely Hispanic (47% versus 36% of the sample), followed by Asians (34% versus 38% of the sample). While whites made up only 16% of the sample, they accounted for the largest percentage of those who had Medicare (33%). The majority of the uninsured or who did not know their insurance status were Hispanic/Latino (51% and 45%, respectively).

Language of the Survey: Overall, English speakers made up the majority of respondents (66%), a higher percentage of those with private insurance and on Medicare (84% and 83%, respectively). Spanish surveys were used by 21% of respondents, however, over a third of uninsured clients were Spanish-speakers (34%).

Manufacturer: The *Glaxo Smith Kline* vaccine was the most frequently utilized vaccine for all insurance types, including 50% of Medicare clients, 55% of Medicaid clients, 58% of clients with private insurance, and 59% of clients with no health insurance.

Insurance Types (Tables 3a and 3b)

Table 3a and Table 3b display the characteristics of people with private insurance and without private insurance, stratified by co-insurance options (clients were able to choose more than one insurance type for the survey). Twenty-eight percent of clients (n=3,810) reported having private insurance (private only or some combination of private insurance and Medicare, Medicaid and/or other insurance). Of the 13,388 clients vaccinated, 63% were without private insurance – that is they did not know their insurance status, were uninsured, or had some combination of Medicare, Medicaid and/or other insurance; n=8,405). Of those without private insurance, 43% did not have any type of insurance (n=3,587).

(Note: In Table 3a, the category for private insurance plus Medicare and Medicaid overlaps with categories for private insurance plus Medicare or private insurance plus Medicaid while there is no overlap in Table 3b. More detailed frequency counts for insurance categories and their cross-tabulations are presented in Attachment Table A4.)

Target Populations (Table 4)

Outreach efforts were implemented to reach certain high-risk populations to ensure that they were receiving the vaccine. Out of a total of 140 flu outreaches, several outreach efforts specifically targeted children (4%), seniors (11%) and homeless (3%). The remaining outreach efforts had multiple targeted populations. In fact, 69% of outreaches were targeted to all specified groups.

Number of outreach events (Figure 1)

Overall, the Department of Public Health offered 140 flu outreach events throughout Los Angeles County. On average, DPH vaccinated 96 clients per event. All Los Angeles County Service Planning Areas participated in this flu outreach campaign. SPA 6 and SPA 4 managed the most events (29 and 27, respectively). The largest average number of clients per outreach was seen in SPA 3, with approximately 127 clients per event.

Percent of clients vaccinated by venue (Figure 2)

Clients were vaccinated at different venues throughout Los Angeles County. The highest percentage of clients were vaccinated at churches (39%; n=5,168), followed by senior centers (13%; n=1,806), libraries (12%; 1,659), schools (9%; n=1,240) and community centers (8%; n=1,040).

Number of clients vaccinated by venue and by SPA (Figures 3-10)

As stated above, many clients were vaccinated at church venues. San Gabriel Valley (SPA 3), Metro (SPA 4) and South (SPA 6) had the highest number of clients vaccinated at their church-based outreach sites, with the highest number in SPA 4 (n=2,151). On the other hand, Antelope Valley (SPA1) only had 189 clients vaccinated at churches. San Fernando Valley (SPA 2) and South Bay (SPA 8) vaccinated the most clients at health fairs outreach sites (n=293 and n=354, respectively). East L.A. (SPA 7) reached the most clients at senior center outreach sites (n=428). West (SPA 5) reached the most clients at library outreach sites (n=231).

Number of clients vaccinated by venue and by race group (Figures 11-16)

Church venues were the most popular locations for Asian, Black/African American, Hispanic/Latino, and Native Hawaiian/Pacific Islander clients to receive the flu vaccination. The highest number of White/Non-Hispanic clients was vaccinated at senior centers (n=566), followed by libraries (n=432) and schools (n=359). Venues that reached the highest numbers of American Indians/Native Alaskans clients were senior centers and libraries (n=7, each).

Number of clients vaccinated by venue and by age group (Figures 17-25)

When stratifying by age groups, almost all age groupings had the highest number of clients vaccinated at church outreaches. The exceptions to this are the 75 years and older group, which was more frequently vaccinated at senior centers (n=502), and young adults in 18-24 years old age group, which were vaccinated more frequently at schools (n=491).

Maps (Figures 26-36)

Flu outreach sites were operated throughout Los Angeles County. A majority of persons receiving the flu vaccine were located in ZIP codes that were close to one of the outreach locations (Figure 26). SPA 3 (San Gabriel), SPA 4 (Metro LA) and SPA 6 (South) had the most Los Angeles County residents vaccinated (Figure 27). When analyzing by Supervisorial District, districts 1 and 2 had the highest number of persons vaccinated (Figure 28). Though most clients were located near the outreach sites, many clients resided in a ZIP code that was not close to the outreach that they attended (Figures 29-36).

Characteristics of clients vaccinated at flu outreach clinics during the four years of flu outreach campaigns 2013-2014, 2014-2015, 2015-2016, and 2016-2017 (Figures 37-42)

Although the number of persons vaccinated during flu outreach campaigns decreased in 2016-2017 (n=13,388) compared to previous years (n=16,905 in 2015-2016; n=20,953 in 2014-2015, and n=20,607 in 2013-2014), the distribution of many socio-demographic factors of clients did not vary over time. The distribution of gender did not change over four years of flu outreach campaigns (59% females and 41% males for all four flu seasons). The client's age group distribution over the four flu campaigns also remained fairly steady with the highest percentage of those vaccinated being aged 55-64 years old (ranging from 21% to 23%). Little variation was also seen over the three flu campaigns regarding race, with Hispanics/Latinos (ranging from 36% to 41%) and Asians (ranging from 33% to 38%) constituting the majority of clients. Of note, Hispanic/Latinos clients experienced a decrease in vaccinations (41% to 36%) while Asian clients experienced an increase in vaccinations over time (33% to 38%). Overall, the distribution of clients by SPA did not vary, with the highest percentage vaccinated in SPA 3 (21-24%), followed by SPA 6 (17-20%).

There were some differences in the health insurance status of clients over the four years of data. The percentage of uninsured clients decreased over four years (from 39% in 2013-2014 to 35% in 2014-2015, 31% in 2015-2016, and 27% in 2016-2017). In contrast, the percentage of clients with private health insurance increased (from 20% in 2013-2014 to 27% in 2014-2015, 26% in 2015-2016, and 28% in 2016-2017). Although venue types where clients were vaccinated changed slightly over time, the highest percentage of clients was consistently vaccinated at churches increasing over time (34% in 2013-2014, 36% in 2014-2015, 37% in 2015-2016 and 39% in 2016-2017).

Percentage of uninsured clients vaccinated at flu outreach clinics in 2013-2014, 2014-2015, 2015-2016, and 2016-2017 by gender, age group, race/ethnicity, SPA, insurance status and venue type (Figure 43-47)

The distribution of gender among uninsured clients did not vary over four years of flu outreach campaigns (59-62% females, 38-40% males). The distribution of clients by age group also did not change notably over time, with the exception of the 55-64 year age group, which constituted 33% of all uninsured clients in 2013-2014, but only 24%, 23%, and 26% in 2014-2015, 2015-2016, 2016-2017, respectively. In all four flu outreach campaigns, the highest percentage of uninsured clients was Hispanics/Latinos (51-56%) followed by Asians (31-37%). The distribution of uninsured clients by SPA did not vary considerably over three years with the highest percentage of uninsured being vaccinated in SPA 6 (19-25%), followed by SPA 4 (17-29%). However in 2016-2017, there was a notable decrease for SPA 6 (25% to 19%) and an increase for SPA 4 (20% to 29%) from the previous years. In all four years of flu outreach campaigns, the highest percentage of uninsured clients was vaccinated at churches increasing every year (38-48%).

Health insurance status of clients vaccinated at flu outreach clinics in 2013-2014, 2014-2015, 2015-2016, and 2016-2017 by race/ethnicity and by SPA (Figure 48-55)

Although health insurance status varied by race/ethnicity in all four years of flu outreach campaigns and by Service Planning Areas, the highest percentage of uninsured was consistently Hispanic/Latino clients with some exceptions: Asians in SPA 5 (2014-2015), Native Hawaiian/Pacific Islanders in SPA 2 (2015-2016 and 2016-2017) and American Indians/Alaskan Natives (AI/AN) in SPAs 1-6 and 8 (2013-2014) and SPAs 2,4, and 7 (2016-2017). Of note, an extremely small number of Native Hawaiian/Pacific Islanders and American Indians/Alaskan Natives determined the higher percentage of uninsured.

Limitations

Results from the Influenza Outreach Campaign are subject to several limitations. First, results may be subject to recall bias because analysis relied on self-reported data. The patient filled out the first half of the Vaccine Consent Form, including socio-demographic characteristics, while the nursing staff completed the vaccine information in the second half. This process may lead to some misclassification and cause some measures to be under- or over-reported. Missing data is also a pervasive problem with assessment surveys. Checking for completed forms before the patient leaves the flu outreach is essential to maintaining the integrity of the data and its usefulness.

Lastly, the results of this survey may not be generalizable to the general population because data was collected from specific outreach sites in Los Angeles County – they were not chosen in a random fashion. It is important to note that this is not a longitudinal study and the results should not be interpreted or be used in such a manner.

What We Learned

One of the goals of the DPH-operated annual flu campaigns is to vaccinate the uninsured. This flu season was no exception, with over 3,500 vaccinated clients (27%) reporting that they had no health insurance. Over the past four years, the number of uninsured clients has declined, perhaps as a consequence of the Affordable Care Act (ACA). It is also important to note that over 10,000 people with private and public (Medicare and Medicaid) insurance received a flu shot. These results demonstrate that these free flu clinics serve both as a “safety net” for the uninsured and as a preferred provider for some who are insured.

This report highlighted efforts to immunize targeted populations such as children, seniors, homeless and immunocompromised adults and outreaches were conducted in a variety of venues to reach these groups. We learned that it is important to offer the consent form in multiple languages as only 66% of clients completed the English consent form.

Finally, the success of this flu campaign can be attributed to the tremendous work of the hundreds of staff members and volunteers who completed a massive task of tracking and entering approximately 13,400 outreach forms.

Table 1. Characteristics of vaccinated flu clients (n=13,388) by Health Center Managing the Outreach, 2016-2017 Flu Outreach Campaign (Preliminary Data).

	Total		Health Center Managing the Outreach											
			Antelope Valley		Central		Curtis Tucker		Glendale		Hollywood Wilshire		MLK Jr. Center for Public Health	
Characteristics^{1,2}	n	%	n	%	n	%	n	%	n	%	n	%	n	%
Number of Outreaches	140	100	5	4	18	13	12	9	4	3	9	6	31	22
Total	13,388	100	423	3	2,383	18	870	7	313	2	809	6	2,277	17
Gender														
Male	5,457	41	172	41	1,083	45	309	36	123	39	360	45	876	38
Female	7,873	59	251	59	1,285	54	559	64	184	59	443	55	1,398	61
Age (Years)														
under 5	202	2	24	6	39	2	6	1	4	1	8	1	36	2
5-17	1,516	11	99	23	310	13	54	6	41	13	63	8	229	10
18-24	1,005	8	17	4	127	5	25	3	5	2	24	3	473	21
25-34	1,072	8	38	9	202	8	59	7	17	5	60	7	231	10
35-44	1,700	13	68	16	355	15	101	12	39	12	92	11	302	13
45-54	2,147	16	64	15	404	17	116	13	50	16	153	19	368	16
55-64	2,904	22	71	17	587	25	191	22	59	19	245	30	387	17
65-74	1,680	13	30	7	249	10	175	20	48	15	115	14	163	7
75+	1,162	9	12	3	110	5	143	16	50	16	49	6	88	4
Race/Ethnicity														
Asian	5,113	38	31	7	1,757	74	219	25	97	31	551	68	310	14
Black/African American	538	4	21	5	88	4	33	4	4	1	16	2	267	12
Hispanic/Latino	4,810	36	212	50	395	17	239	27	56	18	112	14	1,305	57
White/Non-Hispanic	2,190	16	125	30	80	3	316	36	116	37	87	11	294	13
Native Hawaiian/Pacific Islander	97	1	3	<1	5	<1	6	<1	0	0	9	1	7	<1
American Indian/Alaskan Native	22	0	1	<1	0	0	0	0	0	0	2	<1	1	<1
Mixed/Multiethnic	225	2	14	3	26	1	16	2	9	3	13	2	43	2
Other	203	2	9	2	14	<1	23	3	21	7	15	2	20	<1
Language of Survey														
English	8,844	66	324	77	1,158	49	714	82	294	94	443	55	1,348	59
Spanish	2,822	21	99	23	232	10	154	18	19	6	60	7	929	41
Chinese	279	2	0	0	46	2	1	<1	0	0	0	0	0	0
Korean	1,443	11	0	0	947	40	1	<1	0	0	306	38	0	0

Table 1. Characteristics of vaccinated flu clients (n=13,388) by Health Center Managing the Outreach, 2016-2017 Flu Outreach Campaign (Preliminary Data).

	Total		Health Center Managing the Outreach											
			Antelope Valley		Central		Curtis Tucker		Glendale		Hollywood Wilshire		MLK Jr. Center for Public Health	
Characteristics^{1,2}	n	%	n	%	n	%	n	%	n	%	n	%	n	%
Number of Outreaches	140	100	5	4	18	13	12	9	4	3	9	6	31	22
Total	13,388	100	423	3	2,383	18	870	7	313	2	809	6	2,277	17
Insurance Status														
Medicare	1,699	13	28	7	160	7	224	26	58	19	74	9	158	7
Medicaid/Medi-Cal	2,930	22	159	38	545	23	119	14	67	21	154	19	460	20
Private insurance	3,810	28	111	26	604	25	316	36	107	34	212	26	654	29
Uninsured	3,588	27	99	23	780	33	180	21	58	19	268	33	668	29
Don't Know	492	4	5	1	95	4	38	4	6	2	42	5	114	5
Other	53	0	1	<1	19	<1	0	0	5	2	3	<1	7	<1
Pregnant	37	0	0	0	9	<1	3	<1	0	0	1	<1	3	<1
Manufacturer														
Sanofi-Pasteur	5,698	43	414	98	10	<1	849	98	305	97	5	<1	926	41
Seqirus	6	0	0	0	0	0	0	0	0	0	0	0	0	0
Glaxo Smith Kline	7,684	57	9	2	2373	100	21	2	8	3	804	99	1,351	59
Site of Injection														
Left deltoid	10,628	79	293	69	1,878	79	680	78	270	86	693	86	1,623	71
Right deltoid	2,547	19	117	28	478	20	169	19	38	12	101	12	619	27
Left thigh	78	<1	9	<1	3	<1	8	1	3	<1	8	<1	9	<1
Right thigh	22	<1	2	<1	2	<1	1	<1	0	0	1	<1	6	<1

¹Missing values not shown.

²Numbers and percentages may exceed 100% due to multiple responses and/or rounding.

Table 1. Characteristics of vaccinated flu clients (n=13,388) by Health Center Managing the Outreach, 2016-2017 Flu Outreach Campaign (Preliminary Data).

	Total		Health Center Managing the Outreach											
			Monrovia		North Hollywood		Pacoima		Pomona		Simms Mann Burke		Whittier	
Characteristics^{1,2}	n	%	n	%	n	%	n	%	n	%	n	%	n	%
Number of Outreaches	140	100	7	5	3	2	9	6	18	13	7	5	17	12
Total	13,388	100	868	6	418	3	648	5	2,302	17	637	5	1,440	11
Gender														
Male	5,457	41	339	39	174	42	268	41	980	43	237	37	536	37
Female	7,873	59	516	59	244	58	379	58	1,313	57	398	62	903	63
Age (Years)														
under 5	202	2	10	1	10	2	15	2	20	<1	12	2	18	1
5-17	1,516	11	79	9	75	18	171	26	209	9	61	10	125	9
18-24	1,005	8	24	3	27	6	28	4	162	7	15	2	78	5
25-34	1,072	8	57	7	50	12	55	8	158	7	39	6	106	7
35-44	1,700	13	105	12	91	22	100	15	218	9	79	12	150	10
45-54	2,147	16	153	18	84	20	93	14	365	16	78	12	219	15
55-64	2,904	22	215	25	52	12	111	17	515	22	126	20	345	24
65-74	1,680	13	130	15	23	6	42	6	368	16	109	17	228	16
75+	1,162	9	95	11	6	1	33	5	287	12	118	19	171	12
Race/Ethnicity														
Asian	5,113	38	623	72	28	7	56	9	1,041	45	104	16	296	21
Black/African American	538	4	3	<1	5	1	9	1	41	2	37	6	14	<1
Hispanic/Latino	4,810	36	163	19	328	78	449	69	665	29	95	15	791	55
White/Non-Hispanic	2,190	16	55	6	26	6	97	15	413	18	335	53	246	17
Native Hawaiian/Pacific Islander	97	1	2	<1	7	2	2	<1	34	1	4	<1	18	1
American Indian/Alaskan Native	22	0	0	0	2	<1	1	<1	5	<1	2	<1	8	<1
Mixed/Multiethnic	225	2	4	<1	6	1	16	2	29	1	31	5	18	1
Other	203	2	5	<1	2	<1	11	2	34	1	20	3	29	2
Language of Survey														
English	8,844	66	635	73	156	37	341	53	1,753	76	624	98	1,054	73
Spanish	2,822	21	70	8	262	63	307	47	295	13	13	2	382	27
Chinese	279	2	163	19	0	0	0	0	68	3	0	0	1	<1
Korean	1,443	11	0	0	0	0	0	0	186	8	0	0	3	<1

Table 1. Characteristics of vaccinated flu clients (n=13,388) by Health Center Managing the Outreach, 2016-2017 Flu Outreach Campaign (Preliminary Data).

	Total		Health Center Managing the Outreach											
			Monrovia		North Hollywood		Pacoima		Pomona		Simms Mann Burke		Whittier	
Characteristics ^{1,2}	n	%	n	%	n	%	n	%	n	%	n	%	n	%
Number of Outreaches	140	100	7	5	3	2	9	6	18	13	7	5	17	12
Total	13,388	100	868	6	418	3	648	5	2,302	17	637	5	1,440	11
Insurance Status														
Medicare	1,699	13	157	18	12	3	33	5	406	18	157	25	232	16
Medicaid/Medi-Cal	2,930	22	236	27	166	40	228	35	388	17	79	12	329	23
Private insurance	3,810	28	192	22	57	14	116	18	839	36	266	42	336	23
Uninsured	3,588	27	214	25	147	35	195	30	429	19	130	20	420	29
Don't Know	492	4	21	2	7	2	28	4	78	3	5	<1	55	4
Other	53	0	1	<1	0	0	2	<1	10	<1	2	<1	3	<1
Pregnant	37	0	4	<1	3	<1	2	<1	9	<1	1	<1	2	<1
Manufacturer														
Sanofi-Pasteur	5,698	43	4	<1	402	96	617	95	2,154	94	5	<1	7	<1
Seqirus	6	0	0	0	0	0	0	0	0	0	6	<1	0	0
Glaxo Smith Kline	7,684	57	864	100	16	4	31	5	148	6	626	98	1,433	100
Site of Injection														
Left deltoid	10,628	79	712	82	380	91	497	77	1,920	83	512	80	1,170	81
Right deltoid	2,547	19	148	17	30	7	139	21	341	15	121	19	246	17
Left thigh	78	<1	5	<1	6	1	5	<1	7	<1	1	<1	14	1
Right thigh	22	<1	2	<1	0	0	1	<1	4	<1	0	0	3	<1

¹Missing values not shown.

²Numbers and percentages may exceed 100% due to multiple responses and/or rounding.

Table 2. Characteristics of vaccinated flu patients (13,388), by Service Planning Area (SPA), 2016-2017 Flu Outreach Campaign. (Preliminary Data)

Characteristics ^{1,2}	Total		Service Planning Areas															
			SPA 1 Antelope Valley		SPA 2 San Fernando		SPA 3 San Gabriel		SPA 4 Metro		SPA 5 West		SPA 6 South		SPA 7 East		SPA 8 South Bay	
	n	%	n	%	n	%	n	%	n	%	n	%	n	%	n	%	n	%
Number of Outreaches	140	100	5	3.57	16	11.4	25	17.9	27	19.3	8	5.71	29	20.7	17	12.1	13	9.29
Total	13,388	100	423	100	1,379	100	3,170	100	3,192	100	657	100	2,257	100	1,440	100	870	100
Gender																		
Male	5,457	41	172	41	565	41	1,319	42	1,443	45	247	38	866	38	536	37	309	36
Female	7,873	59	251	59	807	59	1,829	58	1,728	54	406	62	1,390	62	903	63	559	64
Age (Years)																		
under 5	202	2	24	6	29	2	30	1	47	1	12	2	36	2	18	1	6	1
5-17	1,516	11	99	23	287	21	288	9	373	12	61	9	229	10	125	9	54	6
18-24	1,005	8	17	4	60	4	186	6	151	5	15	2	473	21	78	5	25	3
25-34	1,072	8	38	9	122	9	215	7	262	8	39	6	231	10	106	7	59	7
35-44	1,700	13	68	16	230	17	323	10	447	14	80	12	301	13	150	10	101	12
45-54	2,147	16	64	15	227	16	518	16	557	17	81	12	365	16	219	15	116	13
55-64	2,904	22	71	17	222	16	730	23	832	26	139	21	374	17	345	24	191	22
65-74	1,680	13	30	7	113	8	498	16	364	11	112	17	160	7	228	16	175	20
75+	1,162	9	12	3	89	6	382	12	159	5	118	18	88	4	171	12	143	16
Race/Ethnicity																		
Asian	5,113	38	31	7	181	13	1,664	52	2,308	72	113	17	301	13	296	21	219	25
Black/African American	538	4	21	5	18	1	44	1	104	3	42	6	262	12	14	1	33	4
Hispanic/Latino	4,810	36	212	50	833	60	828	26	507	16	96	15	1,304	58	791	55	239	27
White/Non-Hispanic	2,190	16	125	30	239	17	468	15	167	5	339	52	290	13	246	17	316	36
Native Hawaiian/Pacific Islander	97	1	3	1	9	1	36	1	14	<1	4	1	7	<1	18	1	6	1
American Indian/Alaskan Native	22	<1	1	<1	3	<1	5	<1	2	<1	2	<1	1	<1	8	1	0	0
Mixed/Multiethnic	225	2	14	3	31	2	33	1	39	1	32	5	42	2	18	1	16	2
Other	203	2	9	2	34	2	39	1	29	1	20	3	20	1	29	2	23	3
Language of Survey																		
English	8,844	66	324	77	791	57	2,388	75	1,601	50	644	98	1,328	59	1,054	73	714	82
Spanish	2,822	21	99	23	588	43	365	12	292	9	13	2	929	41	382	27	154	18
Chinese	279	2	0	0	0	0	231	7	46	1	0	0	0	0	1	<1	1	<1
Korean	1,443	11	0	0	0	0	186	6	1,253	39	0	0	0	0	3	<1	1	<1

Table 2. Characteristics of vaccinated flu patients (13,388), by Service Planning Area (SPA), 2016-2017 Flu Outreach Campaign. (Preliminary Data)

Characteristics ^{1,2}	Total		Service Planning Areas																
			SPA 1 Antelope Valley		SPA 2 San Fernando		SPA 3 San Gabriel		SPA 4 Metro		SPA 5 West		SPA 6 South		SPA 7 East		SPA 8 South Bay		
Insurance Status																			
Medicare	1,699	13	28	7	103	7	563	18	234	7	159	7	156	7	232	16	224	26	
Medicaid/Medi-Cal	2,930	22	159	38	461	33	624	20	699	22	79	12	460	20	329	23	119	14	
Private	3,810	28	111	26	280	20	1,031	33	816	26	285	43	635	28	336	23	316	36	
Uninsured	3,588	27	99	23	400	29	643	20	1,048	33	130	20	668	30	420	29	180	21	
Don't Know	492	4	5	1	41	3	98	3	137	4	5	1	114	5	55	4	37	4	
Other	53	<1	1	<1	7	1	11	<1	22	1	2	<1	7	<1	3	<1	0	0	
Pregnant																			
Yes	37	<1	0	0	5	<1	13	<1	10	<1	1	<1	3	<1	2	<1	3	<1	
Manufacturer																			
Sanofi-Pasteur	5,698	43	414	98	1324	96	2158	68	15	<1	25	4	906	40	7	<1	849	98	
Seqirus	6	<1	0	0	0	0	0	0	0	0	6	1	0	0	0	0	0	0	
Glaxo Smith Kline	7,684	57	9	2	55	4	1,012	32	3,177	100	626	95	1,351	60	1,433	100	21	2	
Site of Injection																			
Left deltoid	10,628	79	293	69	1147	83.2	2632	83	2,571	80.6	530	80.7	1,605	71	1170	81.3	680	78	
Right deltoid	2,547	19	117	27.7	207	15	489	15.4	579	18.1	123	18.7	617	27	246	17.1	169	19	
Left thigh	78	1	9	2	14	1	12	<1	11	<1	1	<1	9	<1	14	1	8	1	
Right thigh	22	<1	2	<1	1	<1	6	<1	3	<1	0	0	6	<1	3	<1	1	<1	

¹ Missing values not shown.

² Numbers and percentages may exceed 100% due to multiple responses and/or rounding.

Table 3. Characteristics of vaccinated flu clients (n=13,388) by Insurance Type, 2016-2017 Flu Outreach Campaign. (Preliminary Data)

Characteristics ^{1,2}	Total		Type of Insurance											
			Medicare		Medicaid		Private		Not Insured		Does Not Know		Other Insurance	
	n	%	n	%	n	%	n	%	n	%	n	%	n	%
Total	13,388	100	1,699	13	2,930	22	3,810	28	3,588	27	492	4	53	<1
Gender														
Male	5,457	41	711	42	1,191	41	1,553	41	1,443	40	233	47	24	45
Female	7,783	59	981	58	1,729	59	2,239	59	2,130	59	259	53	28	53
Age (Years)														
under 5	202	2	4	<1	100	3	58	2	30	<1	2	<1	1	2
5-17	1,516	11	47	3	595	20	400	11	288	8	57	12	5	9
18-24	1,005	8	20	1	171	6	476	12	132	4	95	19	1	2
25-34	1,072	8	25	1	245	8	313	8	370	10	51	10	6	11
35-44	1,700	13	37	2	340	12	479	13	673	19	56	11	9	17
45-54	2,147	16	47	3	417	14	624	16	774	22	85	17	9	17
55-64	2,904	22	108	6	531	18	935	25	926	26	92	19	14	26
65-74	1,680	13	778	46	310	11	292	8	298	8	41	8	4	8
75+	1,162	9	633	37	221	8	233	6	97	3	13	3	4	8
Race/Ethnicity														
Asian	5,113	38	579	34	1,002	34	1,645	43	1,303	36	198	40	21	40
Black/African American	538	4	68	4	145	5	171	4	106	3	11	2	1	2
Hispanic/Latino	4,810	36	401	24	1,330	47	654	17	1,818	51	222	45	15	28
White/Non-Hispanic	2,190	16	569	33	259	9	1,077	28	211	6	38	8	13	25
Native Hawaiian/Pacific Islander	97	1	12	<1	14	<1	43	1	16	<1	4	<1	0	0
American Indian/Alaskan Native	22	<1	3	<1	5	<1	5	<1	9	<1	0	0	0	0
Mixed/Multiethnic	225	2	12	<1	39	1	107	3	34	<1	5	1	3	6
Other	203	2	29	2	49	2	62	2	47	1	9	2	0	0
Language of Survey														
English	8,884	66	1,407	83	1,716	59	3,185	84	1,797	50	262	53	36	68
Spanish	2,822	21	192	11	829	28	193	5	1,235	34	144	29	11	21
Chinese	279	2	32	2	96	3	53	1	68	2	7	1	0	0
Korean	1,443	11	68	4	289	10	379	10	488	14	79	16	6	11

Table 3. Characteristics of vaccinated flu clients (n=13,388) by Insurance Type, 2016-2017 Flu Outreach Campaign. (Preliminary Data)

Characteristics ^{1,2}	Total		Type of Insurance											
			Medicare		Medicaid		Private		Not Insured		Does Not Know		Other Insurance	
	n	%	n	%	n	%	n	%	n	%	n	%	n	%
Pregnant														
Yes	37	<1	1	<1	8	<1	12	<1	11	<1	2	<1	0	0
Manufacturer														
Glaxo Smith Kline (GSK)	7,684	57	857	50	1,611	55	2,218	58	2,131	59	309	78	33	62
Seqirus (SEQ)	6	<1	0	0	1	<1	4	<1	1	<1	0	0	0	0
Sanofi Pasteur (SP)	5,698	43	842	50	1,318	45	1,588	42	1,456	41	183	37	20	38
Site of injection														
Left deltoid	10,628	79	1,365	80	2,293	78	3,119	82	2,765	77	384	78	40	75
Right deltoid	2,547	19	310	18	570	19	627	16	782	22	102	21	12	23
Left thigh	78	1	1	<1	32	1	19	<1	14	<1	2	<1	0	0
Right thigh	22	<1	2	<1	12	<1	4	<1	4	<1	4	<1	0	0

¹Missing values not shown.

²Numbers and percentages may exceed 100% due to multiple responses and/or rounding.

Table 3a. Characteristics of vaccinated flu clients with private insurance (n=3,810) by types of insurance, 2016-2017 Flu Outreach Campaign. (Preliminary Data).

	With private insurance											
	Total		Private only		Plus Medicare & Medicaid		Plus Medicare		Plus Medicaid		Plus other	
Characteristics	n	%	n	%	n	%	n	%	n	%	n	%
Total^{1, 2}	3,810	100	3,578	100	2	100	206	100	24	100	-	-
Gender												
Male	1,553	41	1,461	41	1	50	77	37	14	58	-	-
Female	2,239	59	2,099	59	1	50	129	63	10	42	-	-
Age (Years)												
under 5	58	2	58	2	-	-	-	-	-	-	-	-
5-17	400	10	392	11	-	-	-	-	8	33	-	-
18-24	476	12	475	13	-	-	1	<1	-	-	-	-
25-34	313	8	310	9	1	50	-	-	2	8	-	-
35-44	479	13	477	13	-	-	1	<1	1	4	-	-
45-54	624	16	620	17	-	-	-	-	4	17	-	-
55-64	935	25	929	26	1	50	3	1	2	8	-	-
65-74	292	8	185	5	-	-	103	50	4	17	-	-
75+	233	6	132	4	-	-	98	48	3	13	-	-
Race/Ethnicity												
Asian	1,645	43	1,578	44	-	-	54	26	13	54	-	-
Black/African American	171	4	164	5	1	50	4	2	2	8	-	-
Hispanic/Latino	654	17	629	18	1	50	22	11	2	8	-	-
White/Non-Hispanic	1,077	28	953	27	-	-	117	57	7	29	-	-
Native Hawaiian/Pacific Islander	43	1	41	1	-	-	2	1	-	-	-	-
American Indian/Alaskan Native	5	<1	5	<1	-	-	-	-	-	-	-	-
Mixed/Multiethnic	107	3	107	3	-	-	-	-	-	-	-	-
Other	62	2	58	2	-	-	4	2	-	-	-	-
Language of Survey												
English	3,185	84	2,964	83	2	100	203	99	16	67	-	-
Spanish	193	5	189	5	-	-	2	1	2	8	-	-
Chinese	53	1	52	1	-	-	1	<1	-	-	-	-
Korean	379	10	373	10	-	-	-	-	6	25	-	-
Pregnant												
Yes	12	<1	12	<1	-	-	-	-	-	-	-	-
No	3,797	100	3,565	100	2	100	206	100	24	100	-	-
Type of vaccine												
Inactivated	3,810	100	3,578	100	2	100	206	100	24	100	-	-
Live	-	-	-	-	-	-	-	-	-	-	-	-
Manufacturer												
Sanofi-Pasteur	1,588	42	1,452	41	-	-	123	60	13	54	-	-
Seqirus	4	<1	4	<1	-	-	-	-	-	-	-	-
Glaxo Smith Kline	2,218	58	2,122	59	2	100	83	40	11	46	-	-

Table 3a. Characteristics of vaccinated flu clients with private insurance (n=3,810) by types of insurance, 2016-2017 Flu Outreach Campaign. (Preliminary Data).

	With private insurance											
	Total		Private only		Plus Medicare & Medicaid		Plus Medicare		Plus Medicaid		Plus other	
Characteristics	n	%	n	%	n	%	n	%	n	%	n	%
Site of injection												
Left deltoid	3,119	82	2,933	82	1	50	168	82	17	71	-	-
Right deltoid	627	16	586	16	1	50	33	16	7	29	-	-
Left thigh	19	<1	19	1	-	-	-	-	-	-	-	-
Right thigh	4	<1	4	<1	-	-	-	-	-	-	-	-

¹ Missing values not shown.

² Numbers and percentages may exceed 100% due to multiple responses and/or rounding.

Table 3b. Characteristics of vaccinated flu clients without private insurance (n=8,405) by types of insurance, 2016-2017 Flu Outreach Campaign. (Preliminary Data).

Characteristics	Without private insurance												Uninsured		Does not know			
	Total		Medicare only		Medicaid only		Medicare & Medicaid		Medicare & other		Medicaid & other						Other only	
	n	%	n	%	n	%	n	%	n	%	n	%	n	%	n	%		
Total^{1,2}	8,405	100	1,369	100	2,781	100	121	100	2	100	3	100	48	100	3,587	100	492	100
Gender																		
Male	3,448	41	575	42	1,117	40	57	47	1	50	3	100	20	42	1,443	40	233	47
Female	4,924	59	787	57	1,654	59	64	53	1	50	-	-	27	56	2,129	59	259	53
Age (Years)																		
under 5	137	2	4	<1	100	4	-	-	-	-	-	-	1	2	30	1	2	<1
5-17	980	12	45	3	584	21	2	2	-	-	1	33	4	8	288	8	57	12
18-24	418	5	18	1	170	6	1	1	-	-	-	-	1	2	132	4	95	19
25-34	690	8	21	2	239	9	3	2	-	-	1	33	5	10	370	10	51	10
35-44	1,111	13	32	2	335	12	4	3	-	-	-	-	9	19	673	19	56	11
45-54	1,322	16	41	3	407	15	6	5	-	-	-	-	9	19	774	22	85	17
55-64	1,658	20	98	7	522	19	6	5	-	-	1	33	13	27	925	26	92	19
65-74	1,270	15	621	45	252	9	54	45	1	50	-	-	3	6	298	8	41	8
75+	819	10	489	36	172	6	45	37	1	50	-	-	3	6	97	3	13	3
Race/Ethnicity																		
Asian	2,989	36	474	35	938	34	51	42	-	-	-	-	21	44	1,303	36	198	40
Black/African American	318	4	58	4	137	5	5	4	-	-	-	-	1	2	106	3	11	2
Hispanic/Latino	3,781	45	343	25	1,351	49	34	28	1	50	1	33	13	27	1,817	51	222	45
White/Non-Hispanic	944	11	430	31	230	8	22	18	1	50	1	33	11	23	211	6	38	8
Native Hawaiian/Pacific	42	<1	8	1	12	<1	2	2	-	-	-	-	-	-	16	<1	4	1
American Indian/Alaskan	16	<1	2	<1	4	<1	1	1	-	-	-	-	-	-	9	<1	-	-
Mixed/Multiethnic	92	1	12	1	39	1	-	-	-	-	1	33	2	4	34	1	5	1
Other	128	2	23	2	47	2	2	2	-	-	-	-	-	-	47	1	9	2
Language of Survey																		
English	4,904	58	1,114	81	1,609	58	87	72	2	100	3	100	31	65	1,796	50	262	53
Spanish	2,388	28	169	12	806	29	21	17	-	-	-	-	11	23	1,235	34	144	29
Chinese	196	2	25	2	90	3	6	5	-	-	-	-	-	-	68	2	7	1
Korean	917	11	61	4	276	10	7	6	-	-	-	-	6	13	488	14	79	16

Table 3b. Characteristics of vaccinated flu clients without private insurance (n=8,405) by types of insurance, 2016-2017 Flu Outreach Campaign. (Preliminary Data).

Characteristics	Without private insurance								Uninsured	Does not know				
	Total		Medicare only		Medicaid only		Medicare & Medicaid				Medicare & other		Medicaid & other	
	n	%	n	%	n	%	n	%	n	%	n	%	n	%
Pregnant														
Yes	22	<1	1	<1	8	<1	-	-	-	-	-	-	11	<1
No	8,383	100	1,368	100	2,773	100	121	100	2	100	3	100	48	100
Type of vaccine														
Inactivated	8,405	100	1,369	100	2,781	100	121	100	2	100	3	100	48	100
Live	-	-	-	-	-	-	-	-	-	-	-	-	-	-
Manufacturer														
Sanofi-Pasteur	3,626	43	665	49	1,250	45	54	45	2	100	3	100	15	31
Seqirus	2	<1	-	-	1	<1	-	-	-	-	-	-	-	-
Glaxo Smith Kline	4,777	57	704	51	1,530	55	67	55	-	-	-	-	33	69
Site of injection														
Left deltoid	6,561	78	1,096	80	2,174	78	99	82	1	50	2	67	37	77
Right deltoid	1,712	20	255	19	541	19	21	17	1	50	1	33	10	21
Left thigh	49	1	1	<1	32	1	-	-	-	-	-	-	-	-
Right thigh	18	<1	2	<1	12	<1	-	-	-	-	-	-	-	-

¹ Missing values not shown.

⁴ Numbers and percentages may exceed 100% due to multiple responses and/or rounding.

Table 4. Number of flu outreach clinics conducted from 10/15/16-3/29/17, by target population, in each Service Planning Area. (Preliminary Data)

	Total		Service Planning Areas															
			SPA 1 Antelope		SPA 2 San Fernando		SPA 3 San Gabriel		SPA 4 Metro		SPA 5 West		SPA 6 South		SPA 7 East		SPA 8 South Bay	
Target Populations^{1,2}	n	%	n	%	n	%	n	%	n	%	n	%	n	%	n	%	n	%
Number of Outreaches	140	100	5	100	16	100	25	100	27	100	8	100	29	100	17	100	13	100
All	97	69	4	80	9	56	10	40	22	81	3	38	23	79	17	100	9	69
Children	5	4	1	20	2	13	--	--	--	--	--	--	1	3	--	--	1	8
Children, Immune Compromised Adults	1	1	--	--	--	--	--	--	--	--	--	--	--	--	--	--	1	8
Children, Seniors, Immune Compromised	10	7	--	--	1	6	7	28	1	4	--	--	--	--	--	--	1	8
Homeless	4	3	--	--	2	13	1	4	--	--	1	13	--	--	--	--	--	--
Homeless, Immune Compromised Adults	5	4	--	--	--	--	--	--	4	15	1	13	--	--	--	--	--	--
Seniors	15	11	--	--	2	13	7	28	--	--	1	13	5	17	--	--	--	--
Seniors, Immune Compromised Adults	1	1	--	--	--	--	--	--	1	4	--	--	--	--	--	--	--	--

¹ Percentages may exceed 100% due to rounding.

² Target populations are defined by CHS administration.

Figure 1. Number of outreach clinics and average number of clients per outreach, by Service Planning Area (SPA) 2016-2017 Flu Outreach Campaign (Preliminary Data)

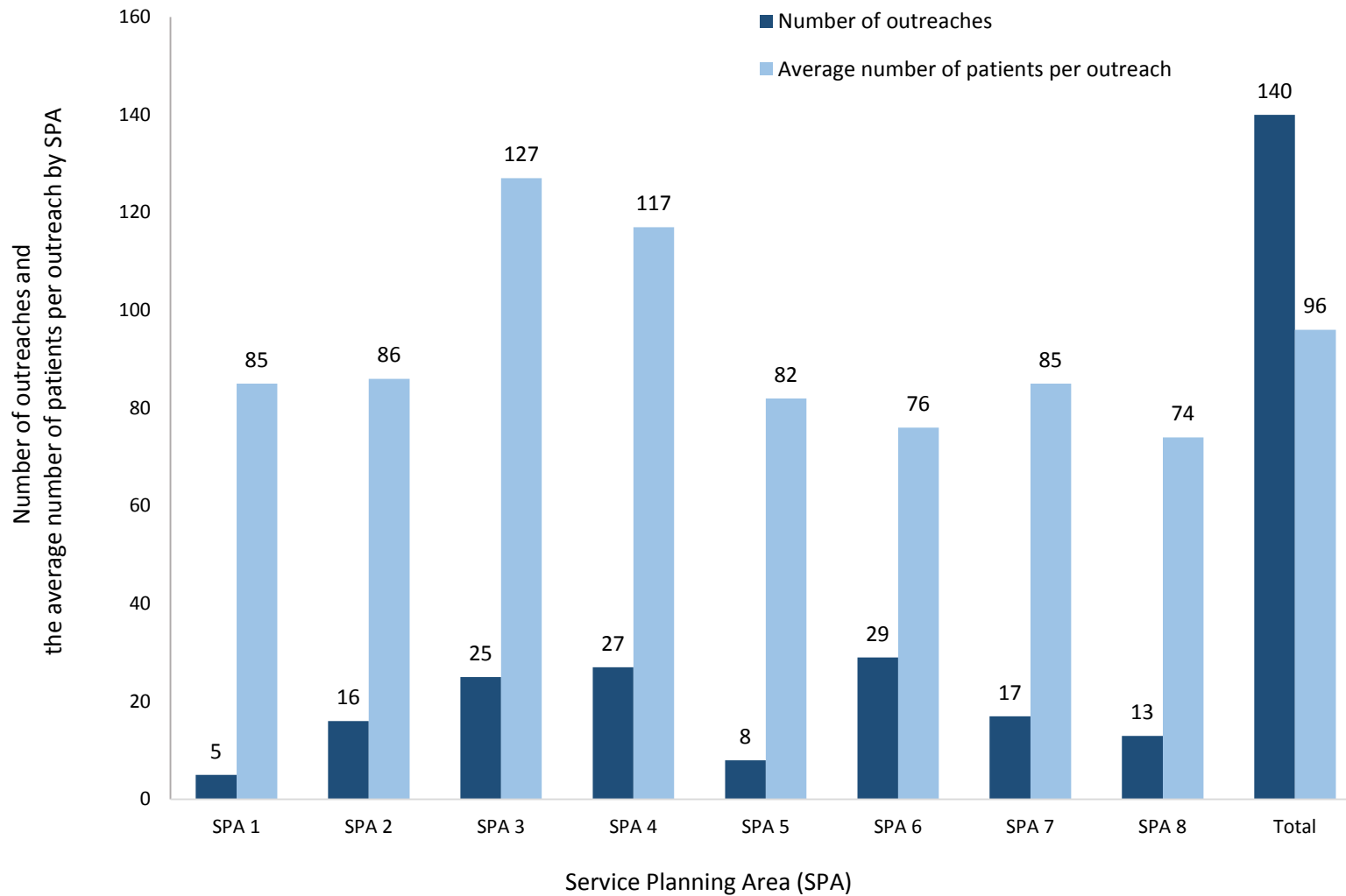


Figure 2. Percent of clients vaccinated by venue type for the 2016-2107 Flu Outreach Campaign (Preliminary Data)

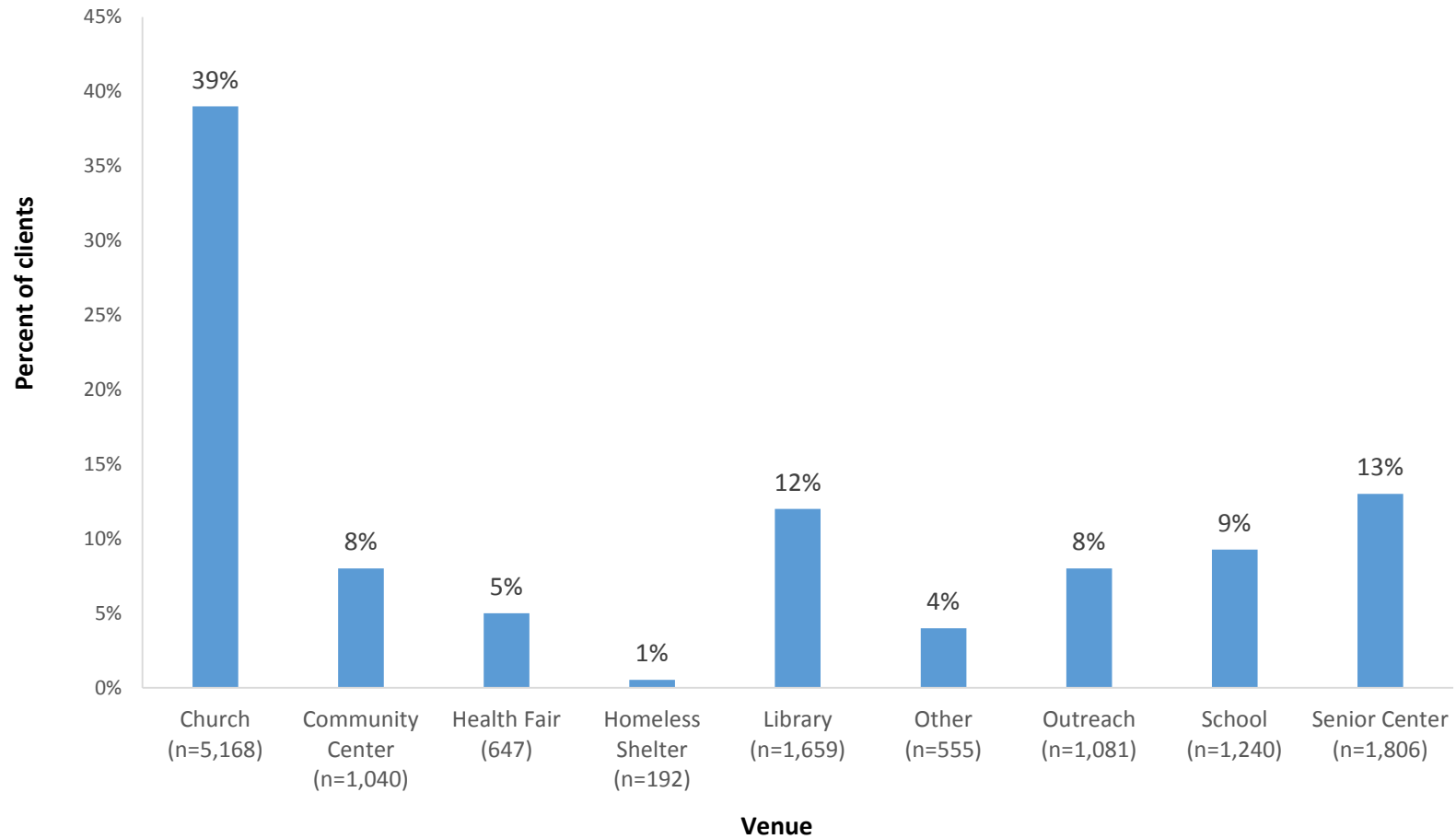


Figure 3. Number of clients vaccinated at flu outreach sites in Service Planning Area 1 (Antelope Valley) by venue (n=5), 2016-2017 Flu Outreach Campaign. (Preliminary Data)

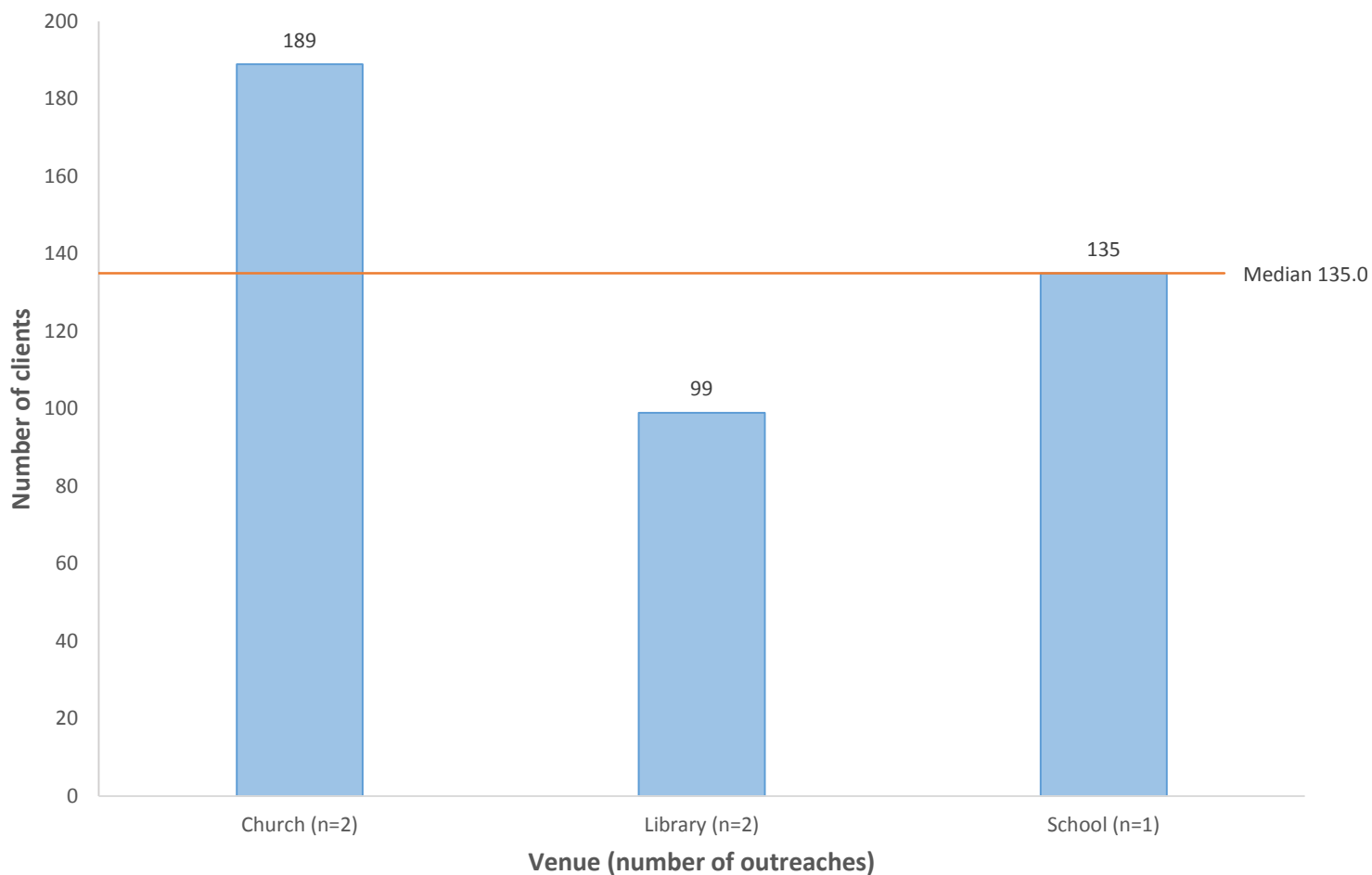


Figure 4. Number of clients vaccinated at flu outreach sites in Service Planning Area 2 (San Fernando) by venue (n=16), 2016-2017 Flu Outreach Campaign. (Preliminary Data)

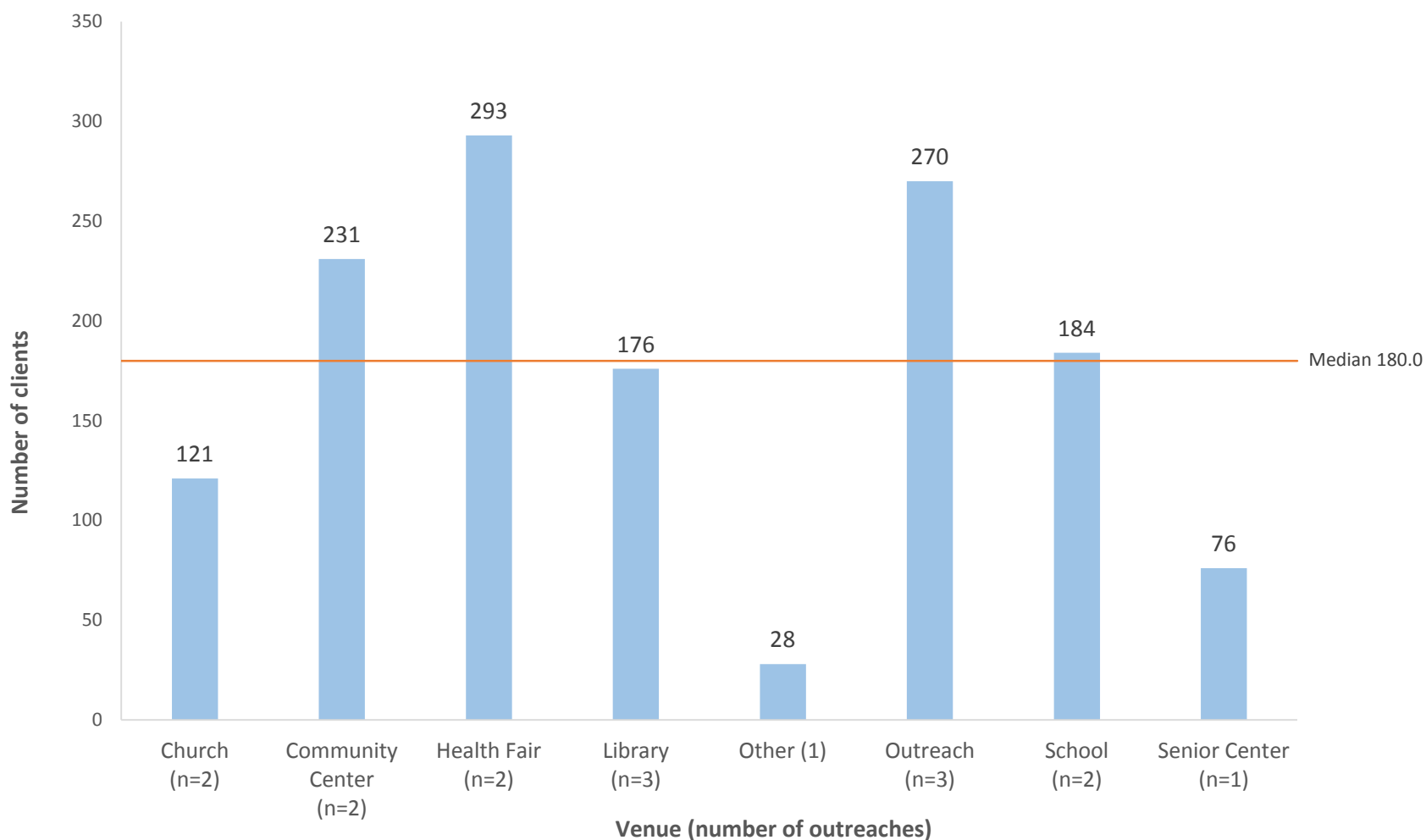


Figure 5. Number of clients vaccinated at flu outreach sites in Service Planning Area 3 (San Gabriel) by venue (n=25), 2016-2017 Flu Outreach Campaign. (Preliminary Data)

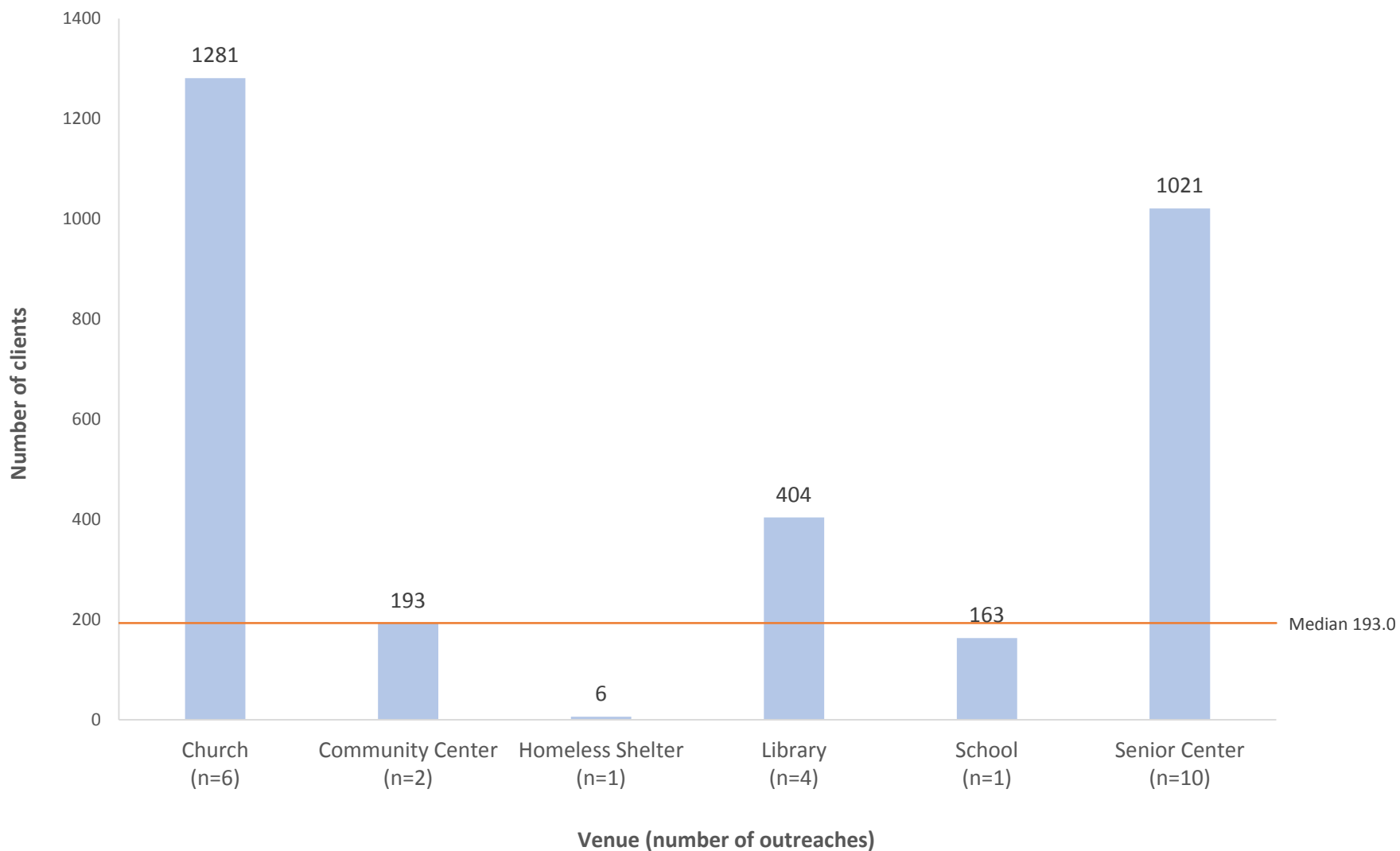


Figure 6. Number of clients vaccinated at flu outreach sites in Service Planning Area 4 (Metro LA) by venue (n=27), 2016-2017 Flu Outreach Campaign. (Preliminary Data)

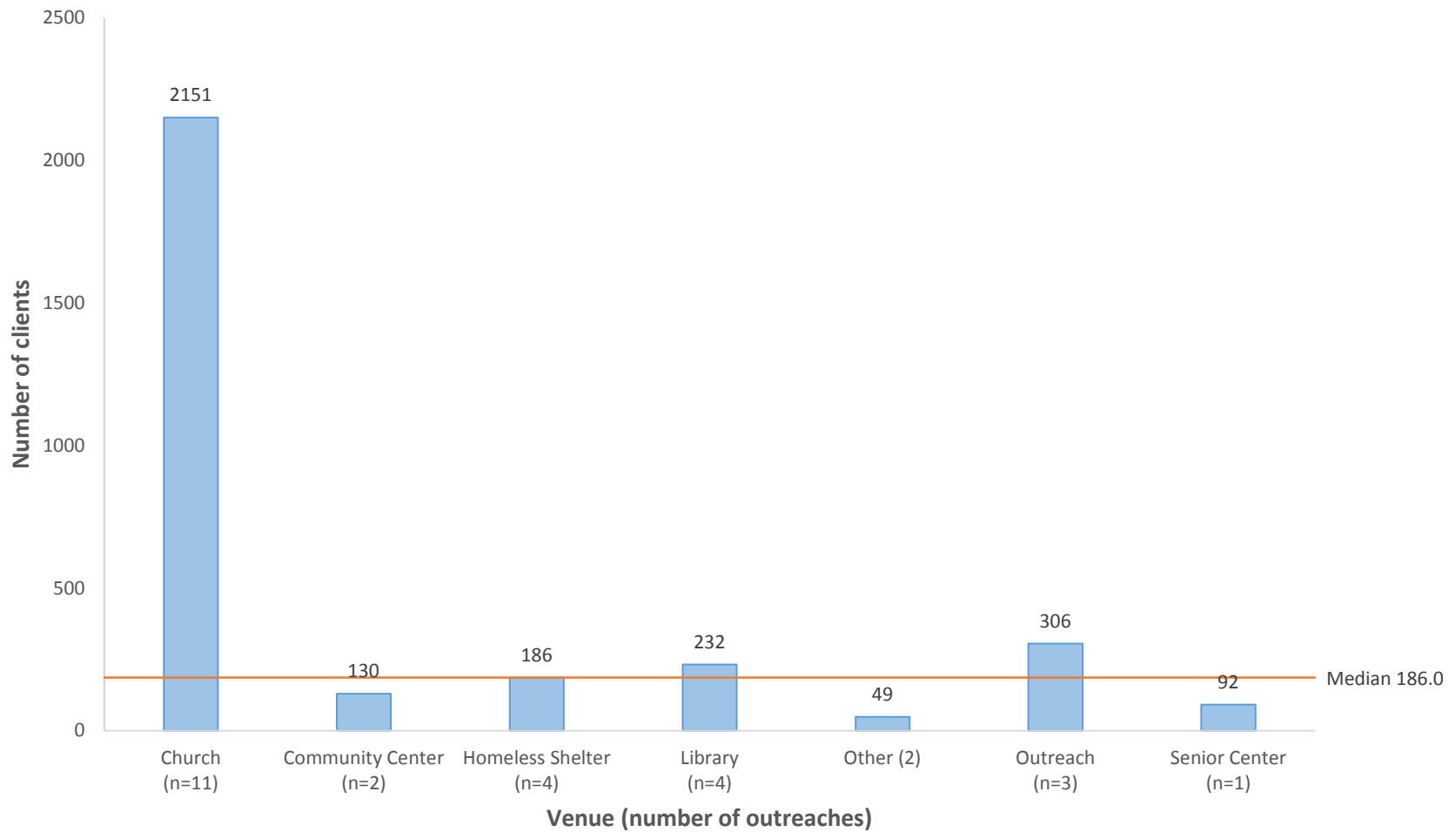


Figure 7. Number of clients vaccinated at flu outreach sites in Service Planning Area 5 (West) by venue (n=8), 2016-2017 Flu Outreach Campaign. (Preliminary Data)

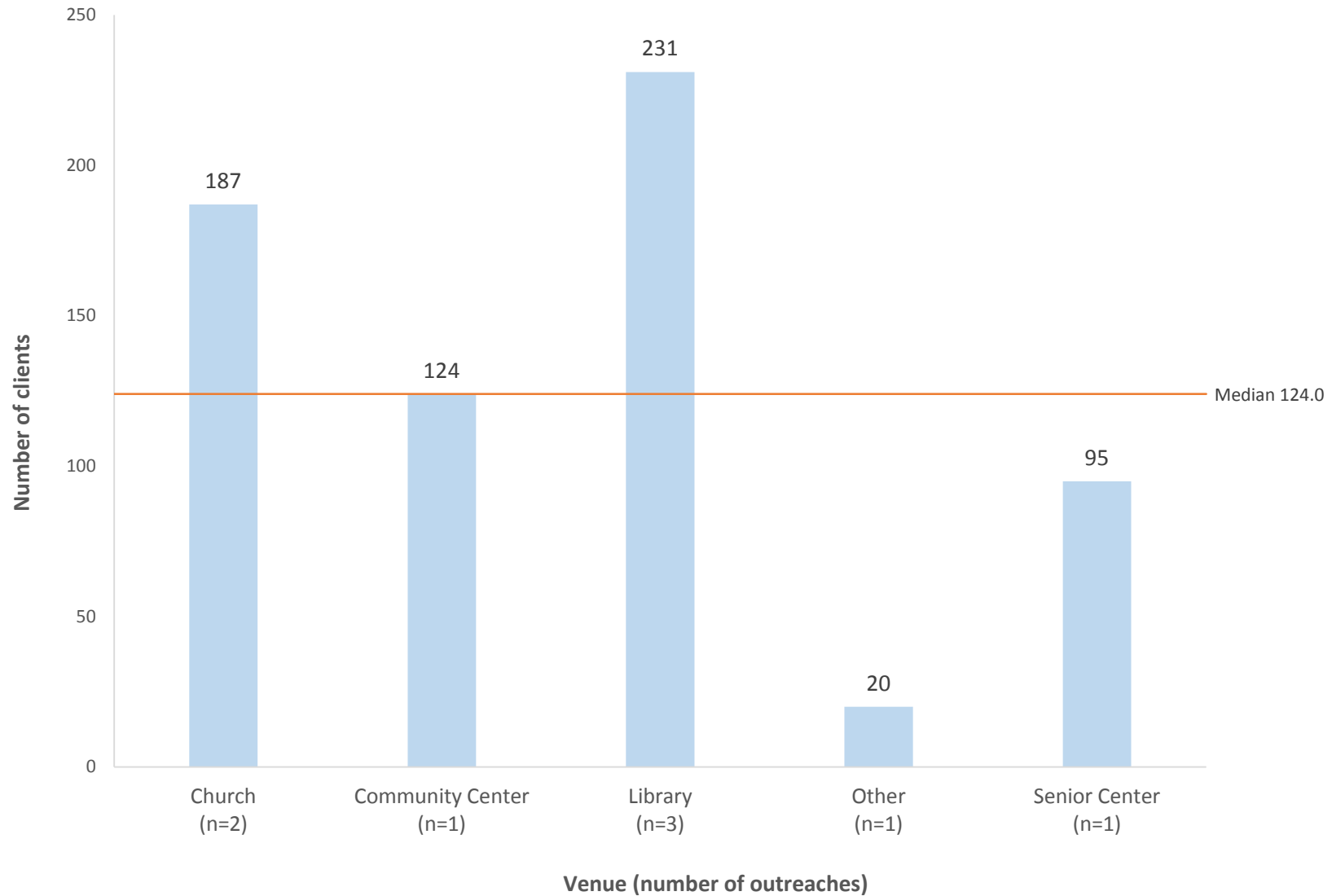


Figure 8. Number of clients vaccinated at flu outreach sites in Service Planning Area 6 (South) by venue (n=29), 2016-2017 Flu Outreach Campaign. (Preliminary Data)

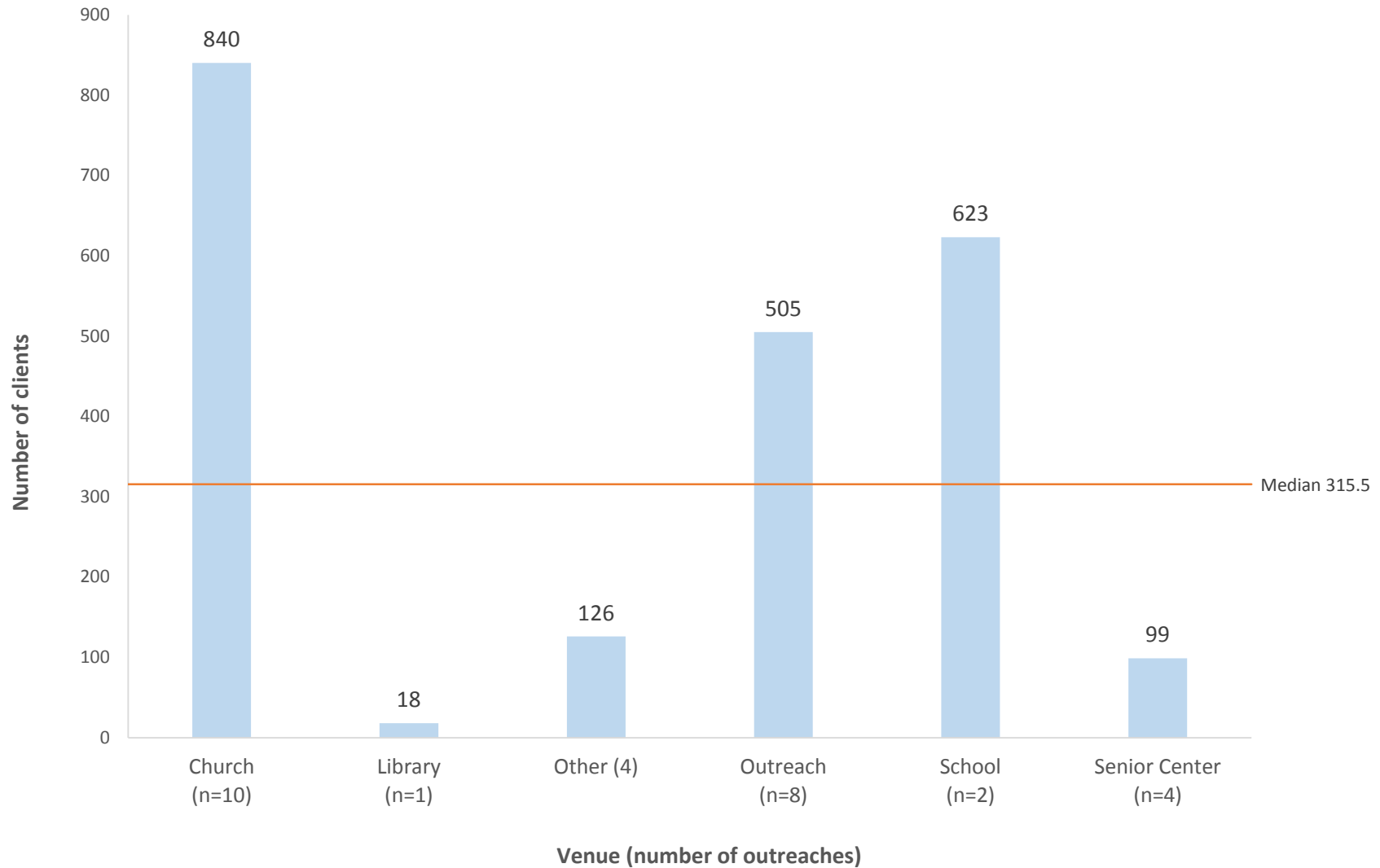


Figure 9. Number of clients vaccinated at flu outreach sites in Service Planning Area 7 (East) by venue (n=17), 2016-2017 Flu Outreach Campaign. (Preliminary Data)

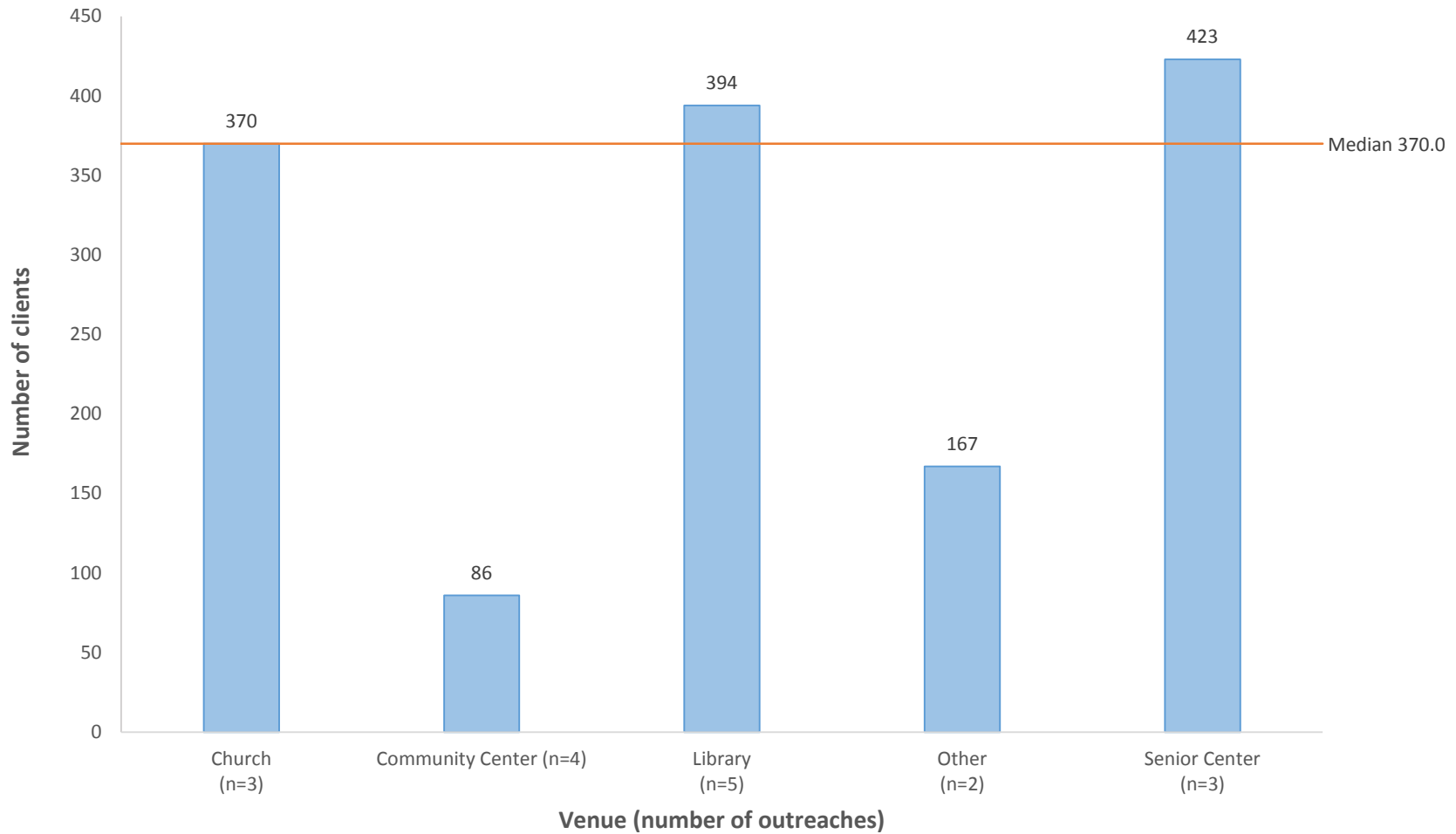


Figure 10. Number of clients vaccinated at flu outreach sites in Service Planning Area 8 (South Bay) by venue (n=13), 2016-2017 Flu Outreach Campaign. (Preliminary Data)

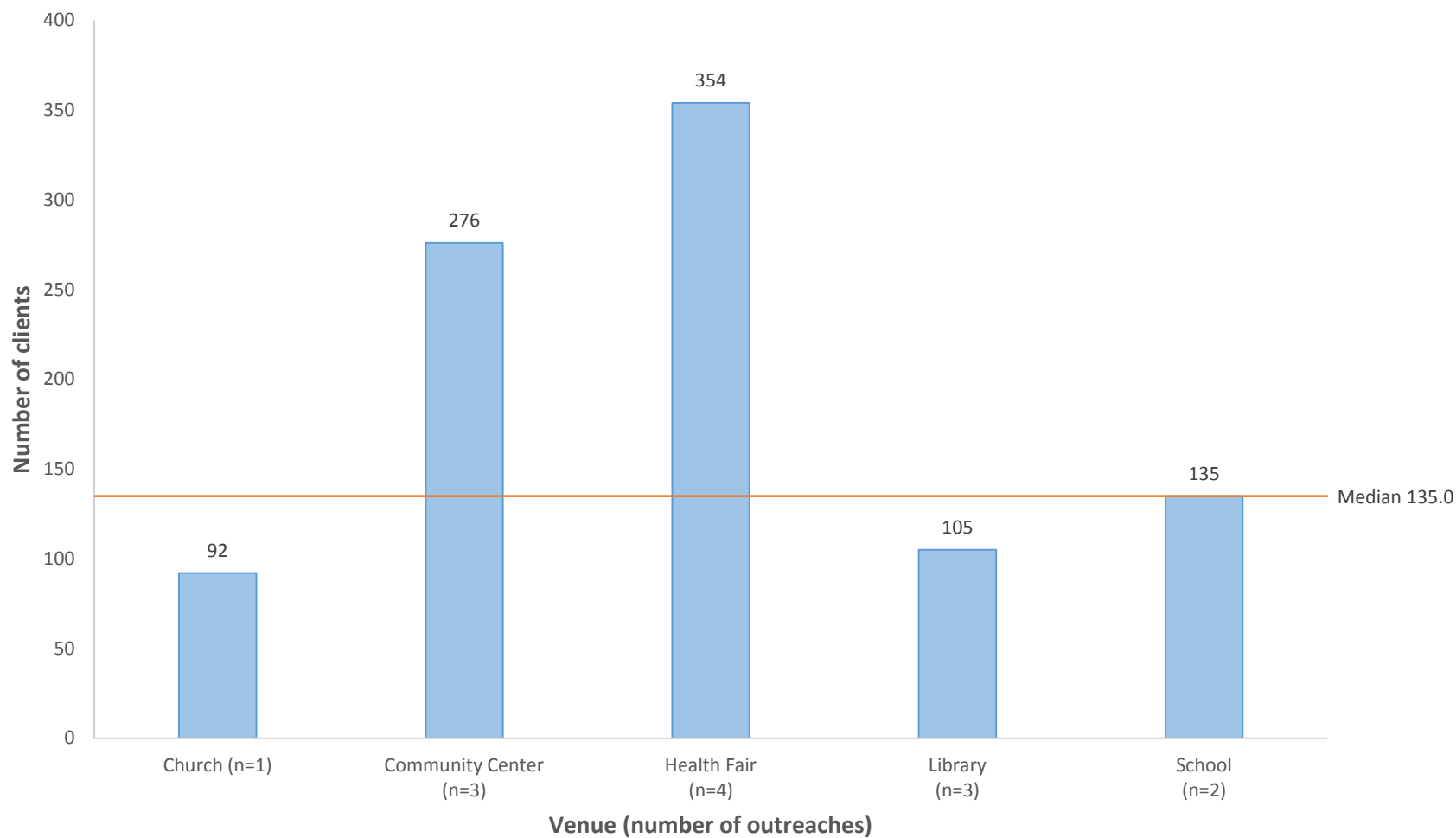


Figure 11. Number of Asian clients (n=5,113) vaccinated at flu outreach sites by venue type, 2016-2017 Flu Outreach Campaign. (Preliminary data)

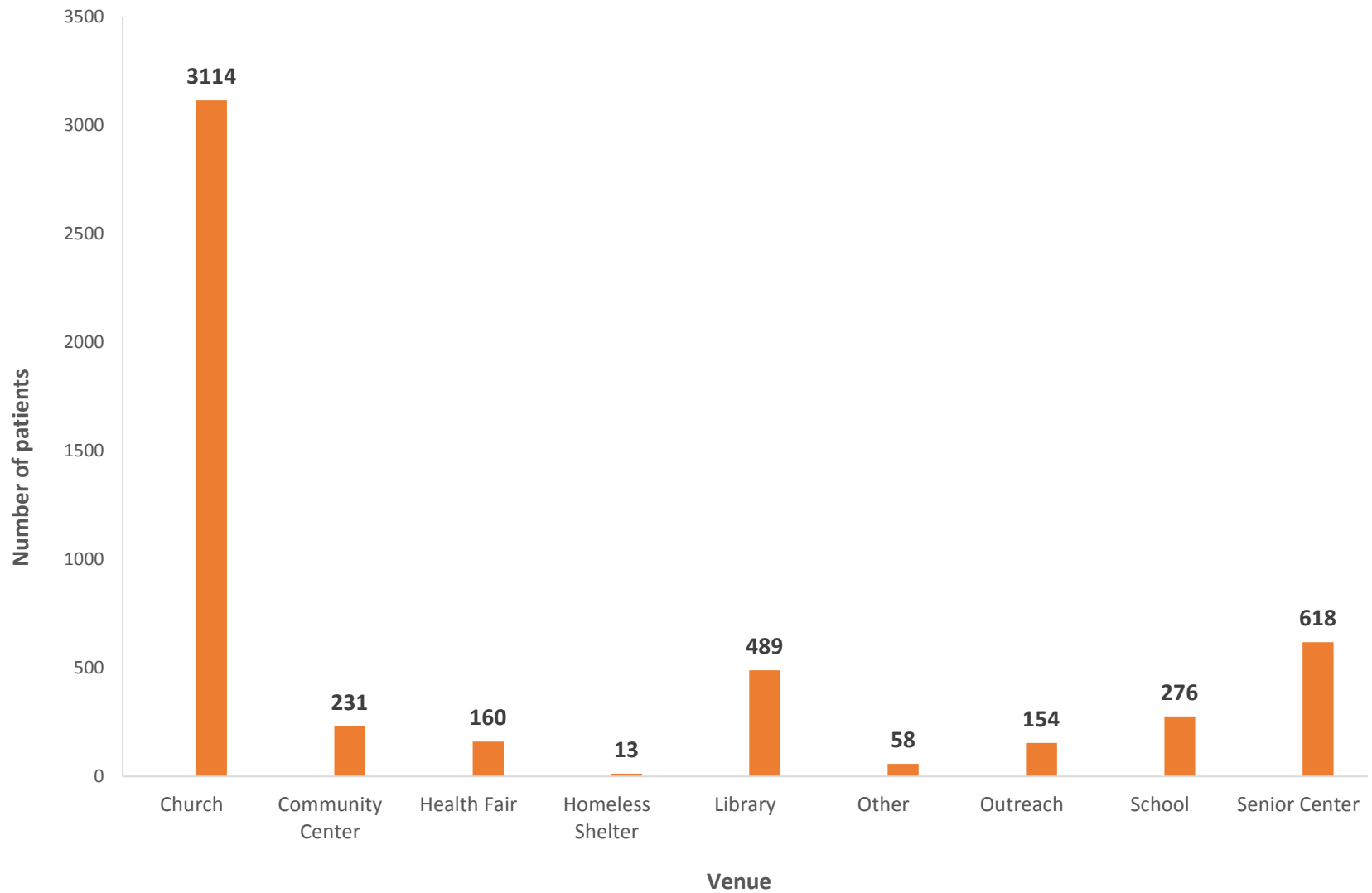


Figure 12. Number of Black/African American clients (n=538) vaccinated at flu outreach sites by venue type, 2016-2017 Flu Outreach Campaign. (Preliminary data)

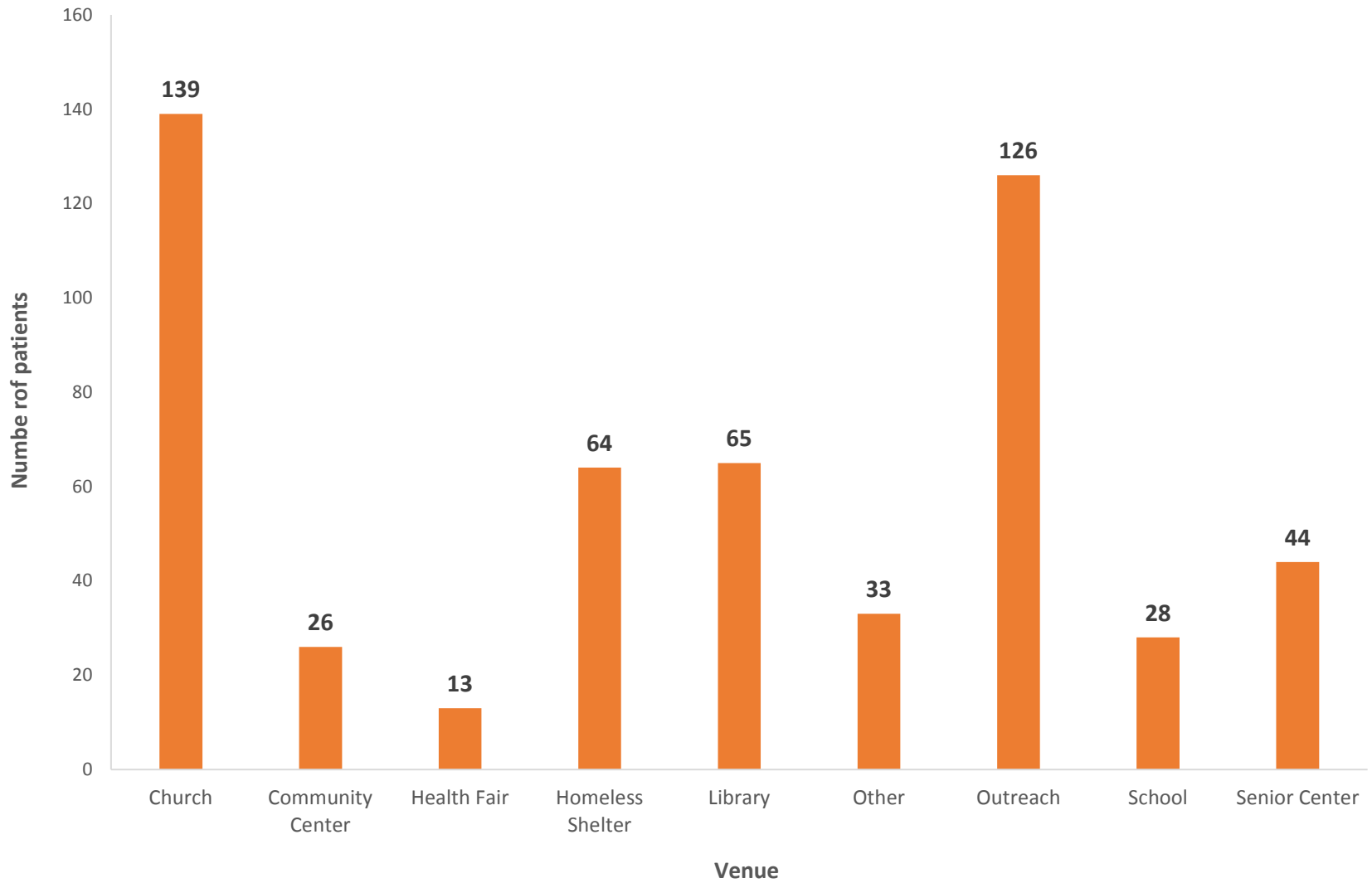


Figure 13. Number of Hispanic/Latino clients (n=4,810) vaccinated at flu outreach sites by venue type, 2016-2017 Flu Outreach Campaign. (Preliminary data)

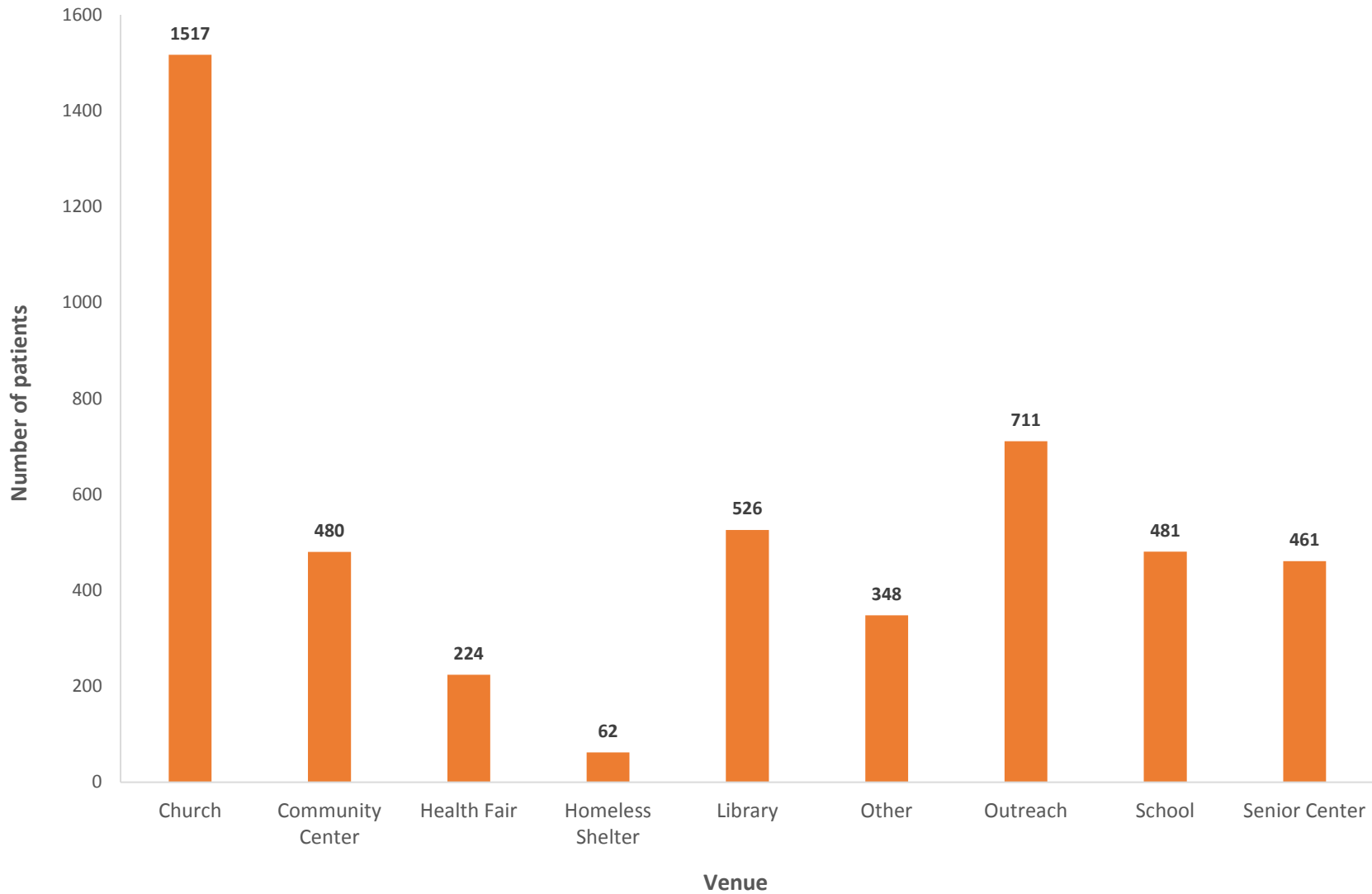


Figure 14. Number of White/Non-Hispanic clients (n=2,190) vaccinated at flu outreach sites by venue type, 2016-2017 Flu Outreach Campaign. (Preliminary data)

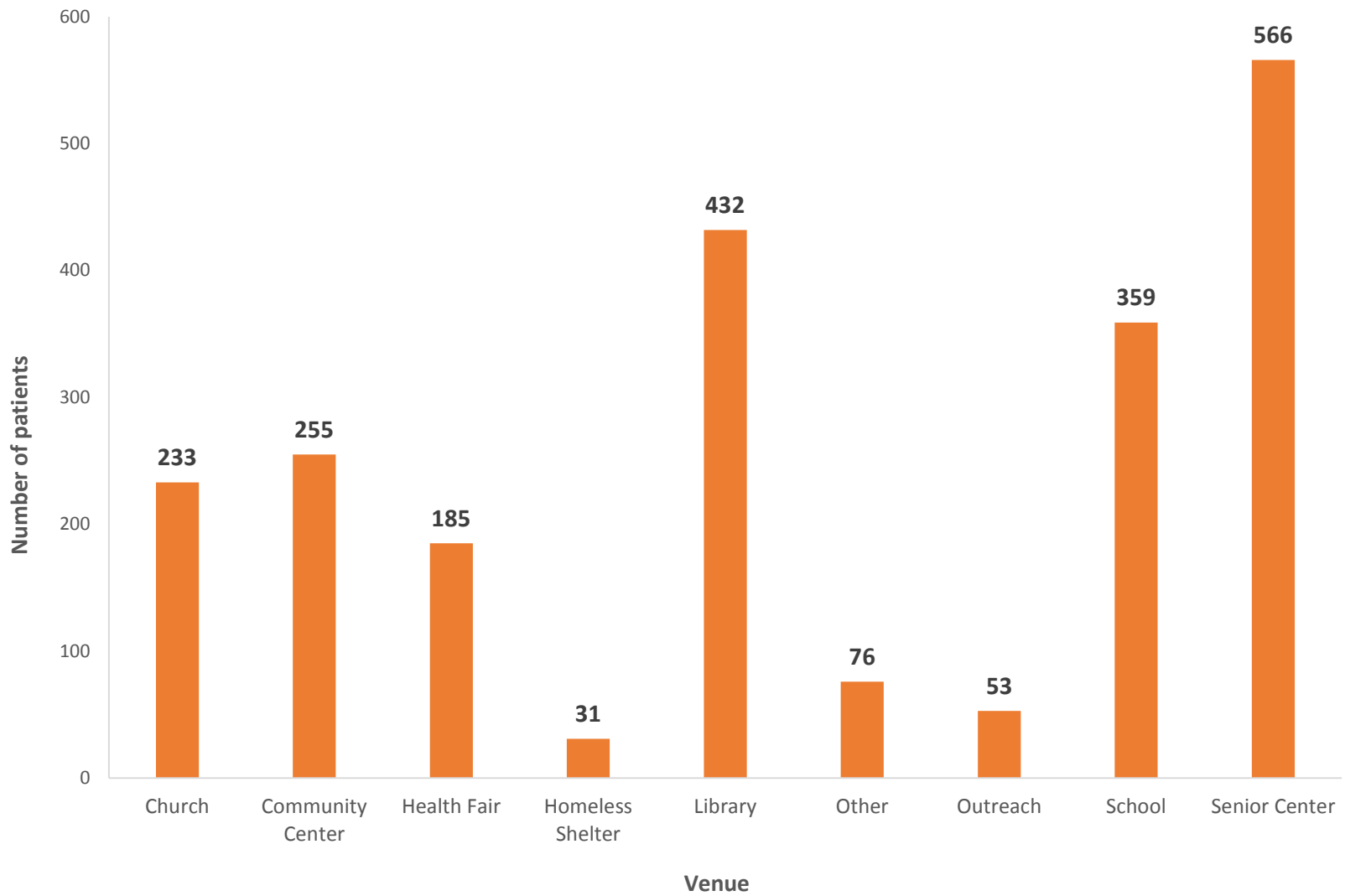


Figure 15. Number of Native American/Pacific Islander clients (n=97) vaccinated at flu outreach sites by venue type, 2016-2017 Flu Outreach Campaign. (Preliminary data)

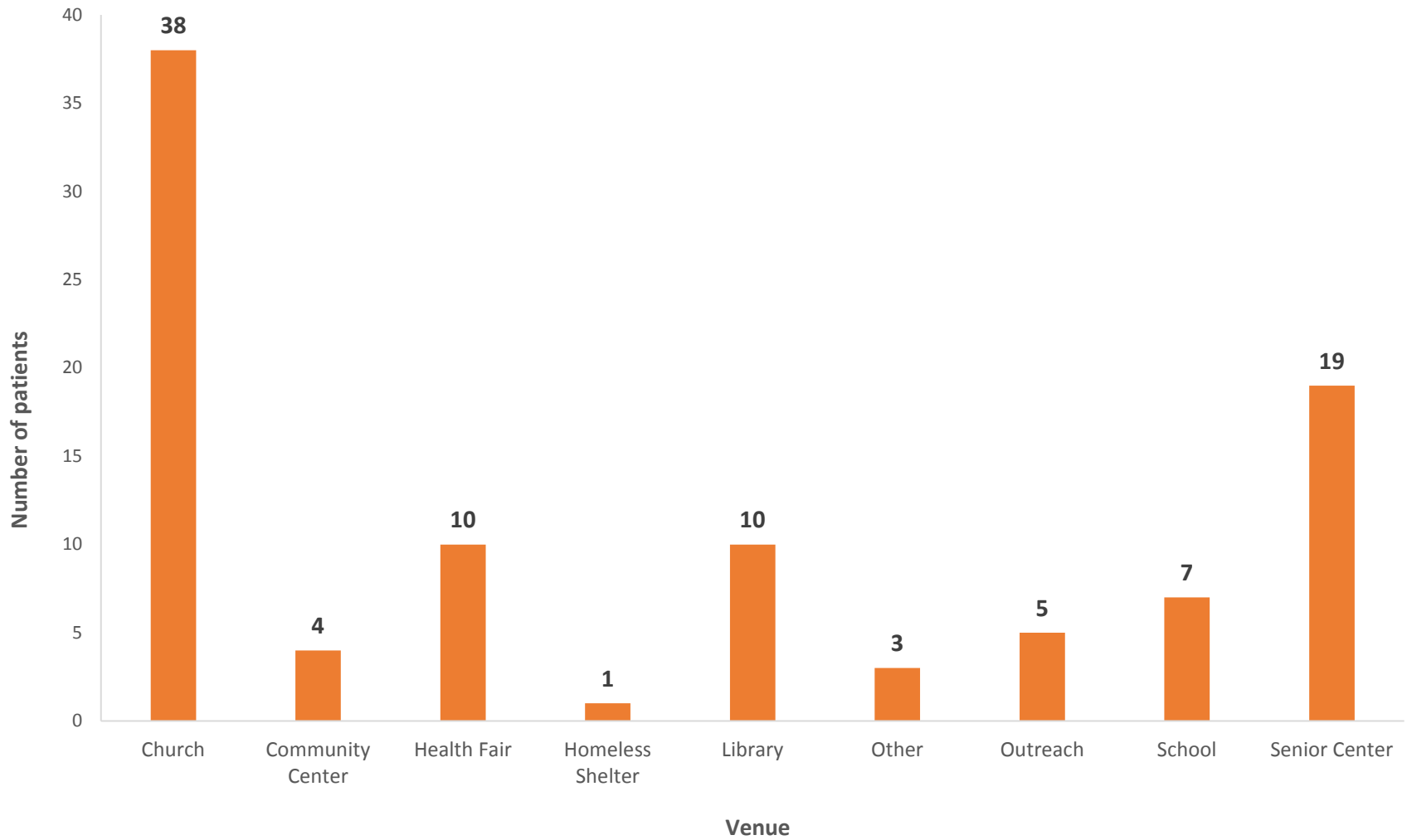


Figure 16. Number of American Indian/Alaskan Native clients (n=22) vaccinated at flu outreach sites by venue type, 2016-2017 Flu Outreach Campaign. (Preliminary data)

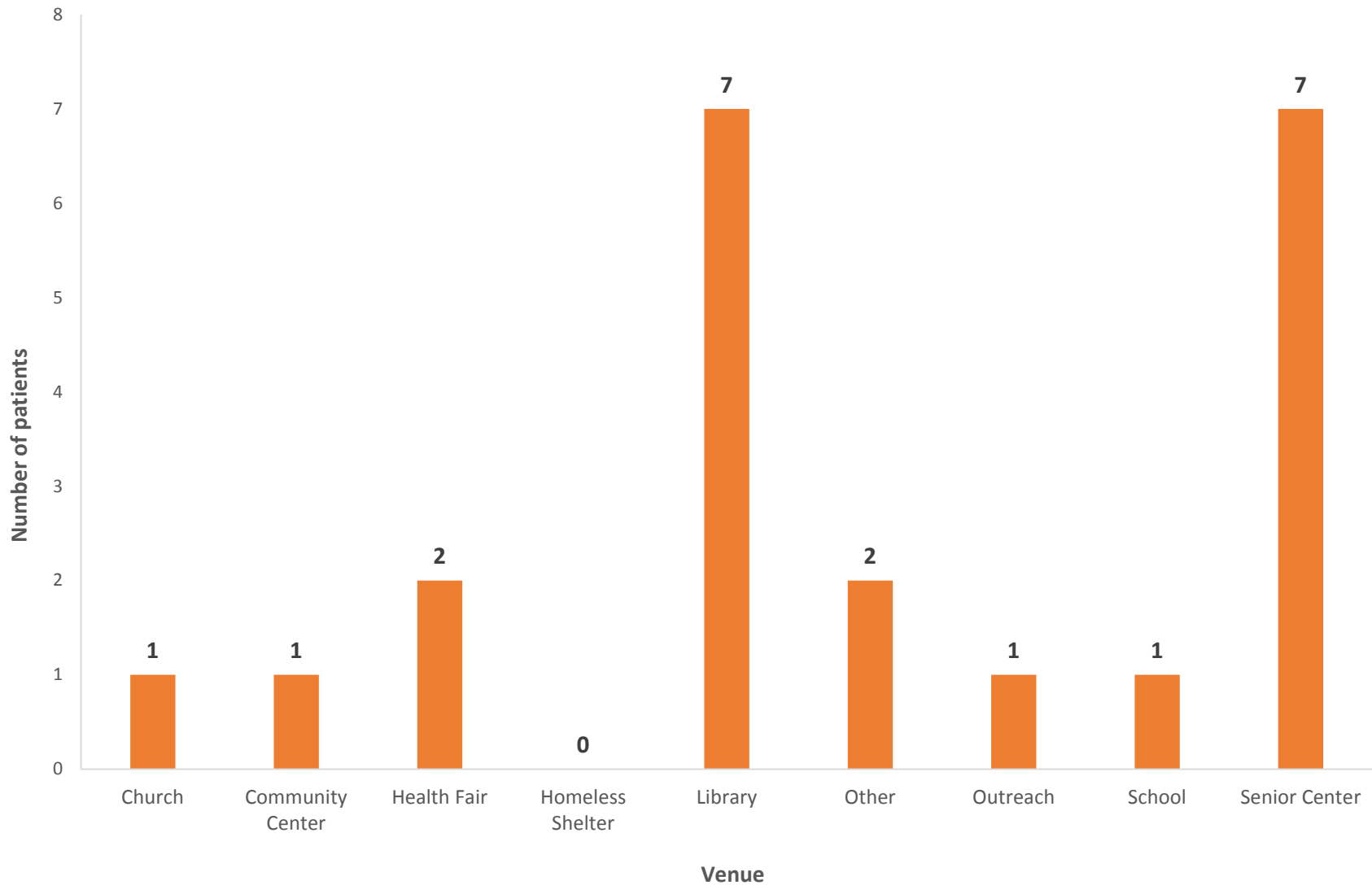


Figure 17. Number of clients under age 5 (n=202) vaccinated at flu outreaches by venue type, 2016-2017 Flu Outreach Campaign. (Preliminary data)

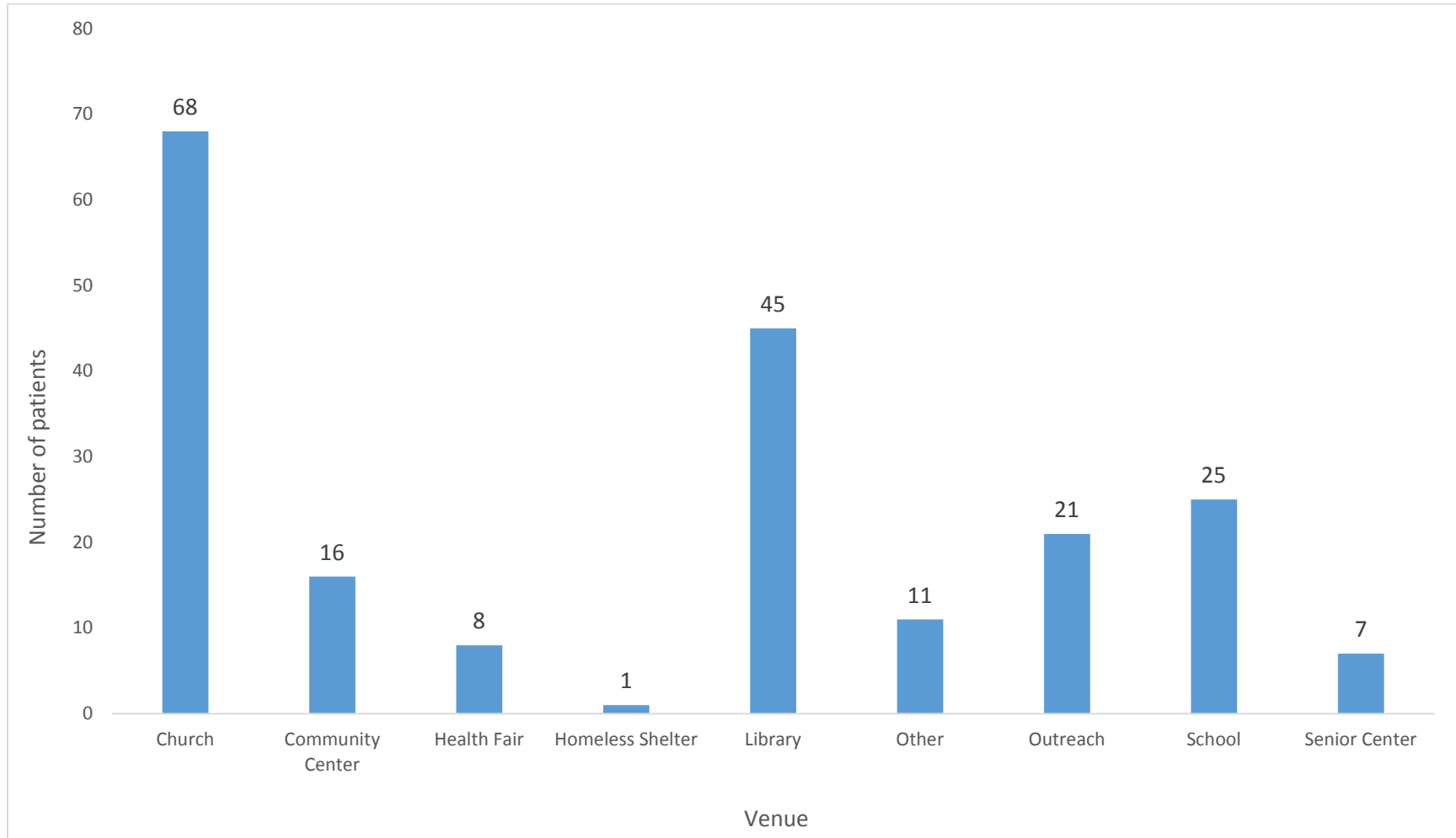


Figure 18. Number of clients age 5-17 (n=1,516) vaccinated at flu outreaches by venue type, 2016-2017 Flu Outreach Campaign. (Preliminary data)

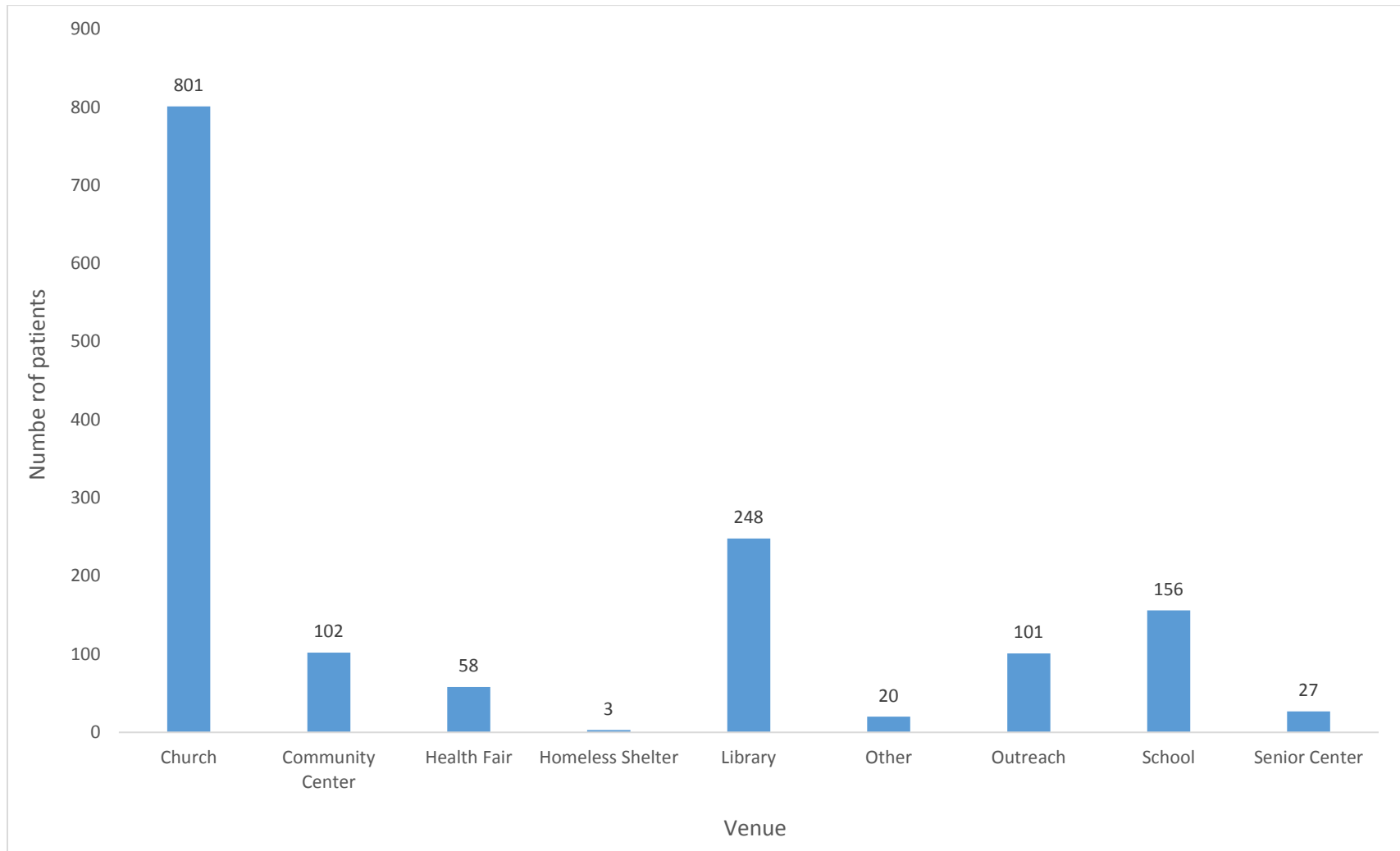


Figure 19. Number of clients age 18-24 (n=1,005) vaccinated at flu outreaches by venue type, 2016-2017 Flu Outreach Campaign. (Preliminary data)

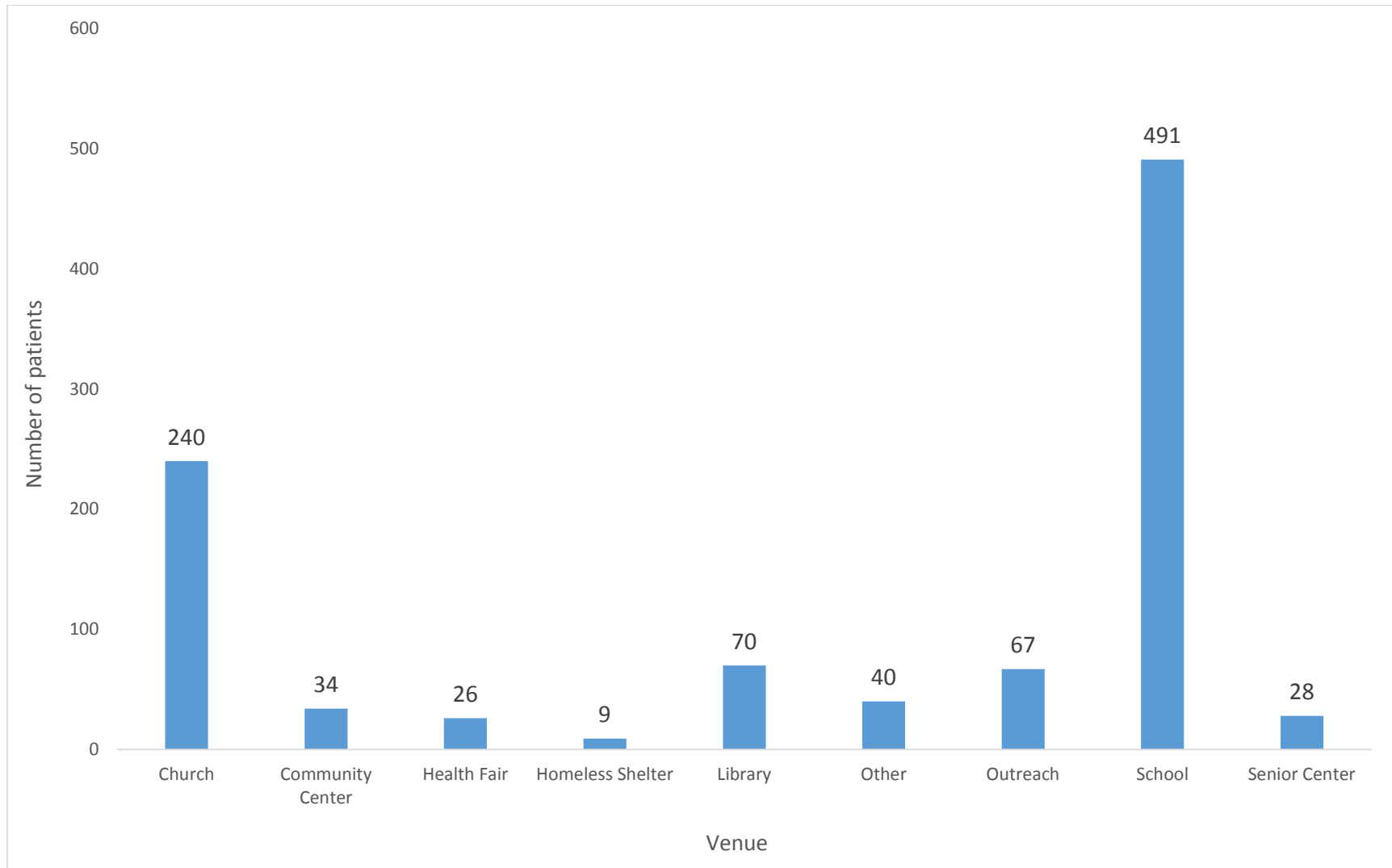


Figure 20. Number of clients age 25-34 (n=1,072) vaccinated at flu outreaches by venue type, 2016-2017 Flu Outreach Campaign. (Preliminary data)

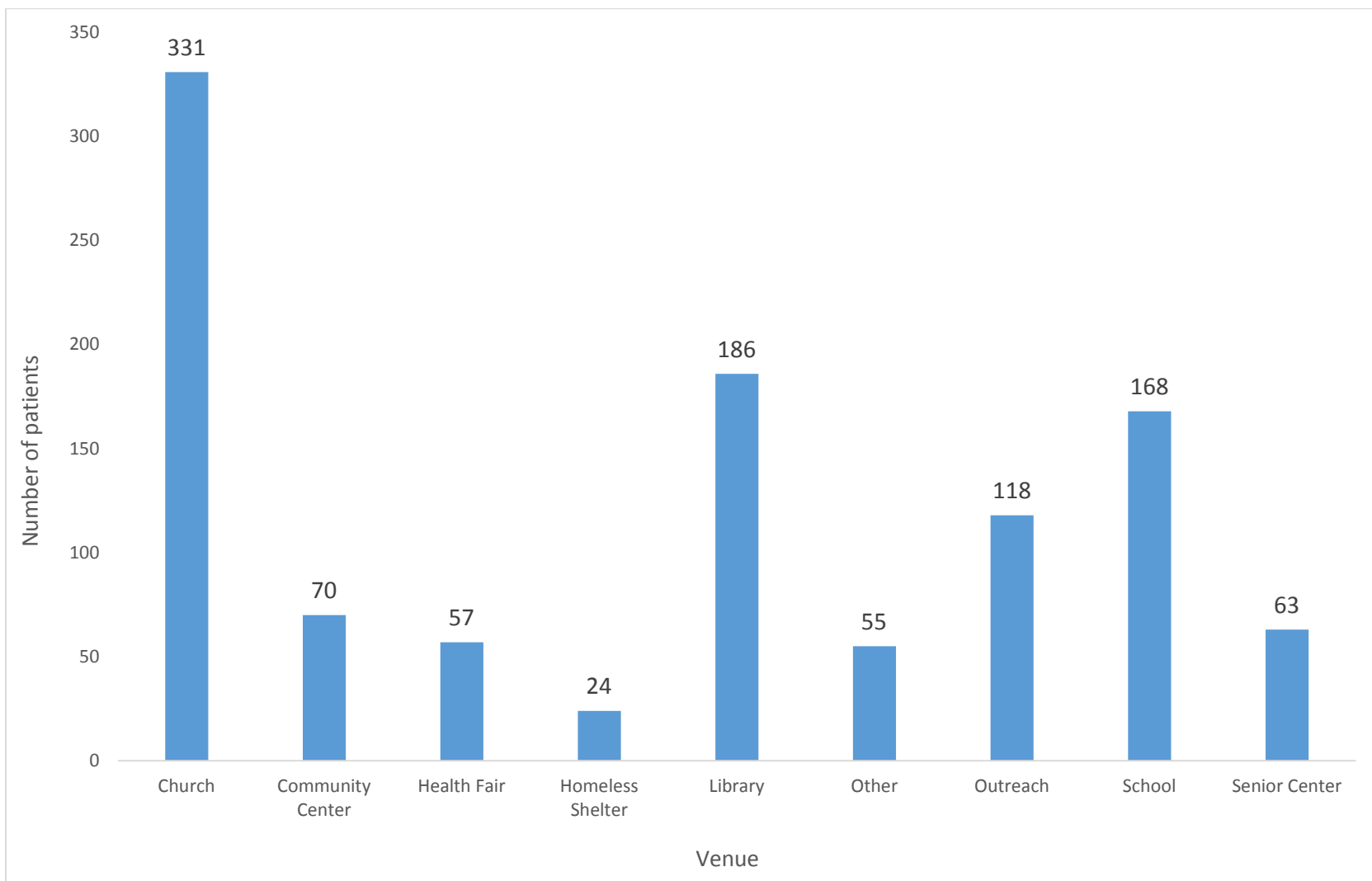


Figure 21. Number of clients age 35-44 (n=1,700) vaccinated at flu outreaches by venue type, 2016-2017 Flu Outreach Campaign. (Preliminary data)

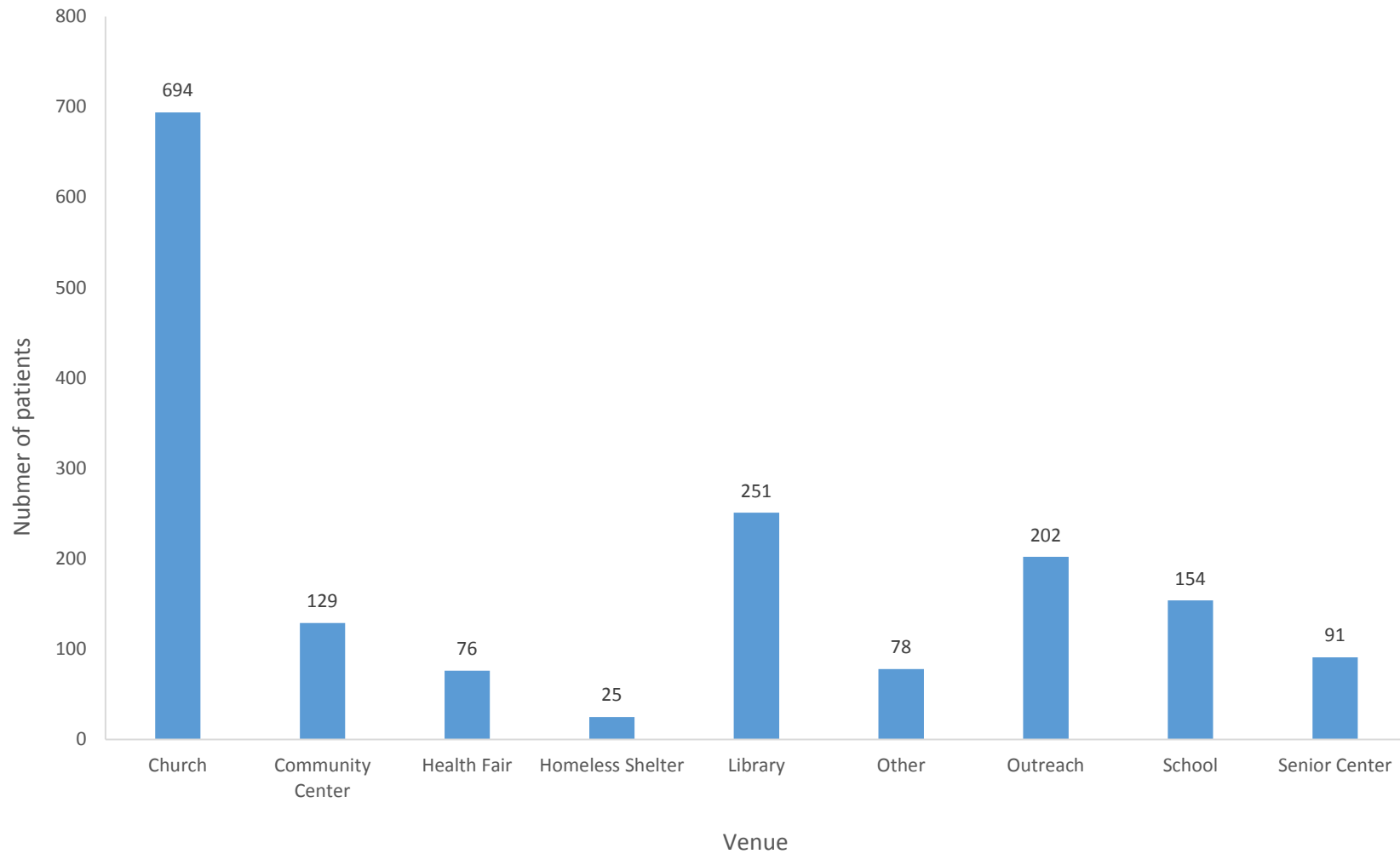


Figure 22. Number of clients age 45-54 (n=2,147) vaccinated at flu outreaches by venue type, 2016-2017 Flu Outreach Campaign. (Preliminary data)

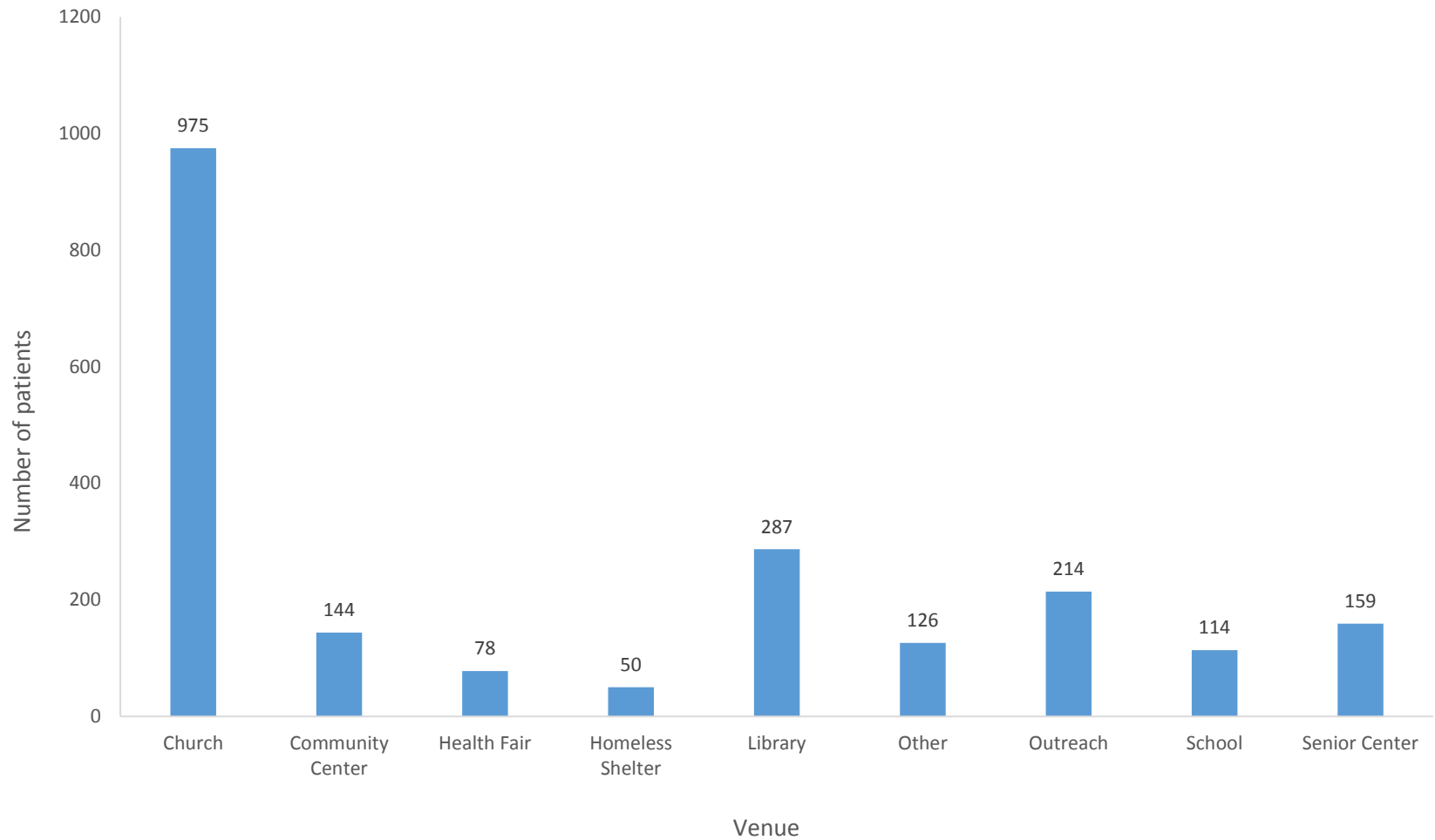


Figure 23. Number of clients age 55-64 (n=2,904) vaccinated at flu outreaches by venue type, 2016-2017 Flu Outreach Campaign. (Preliminary data)

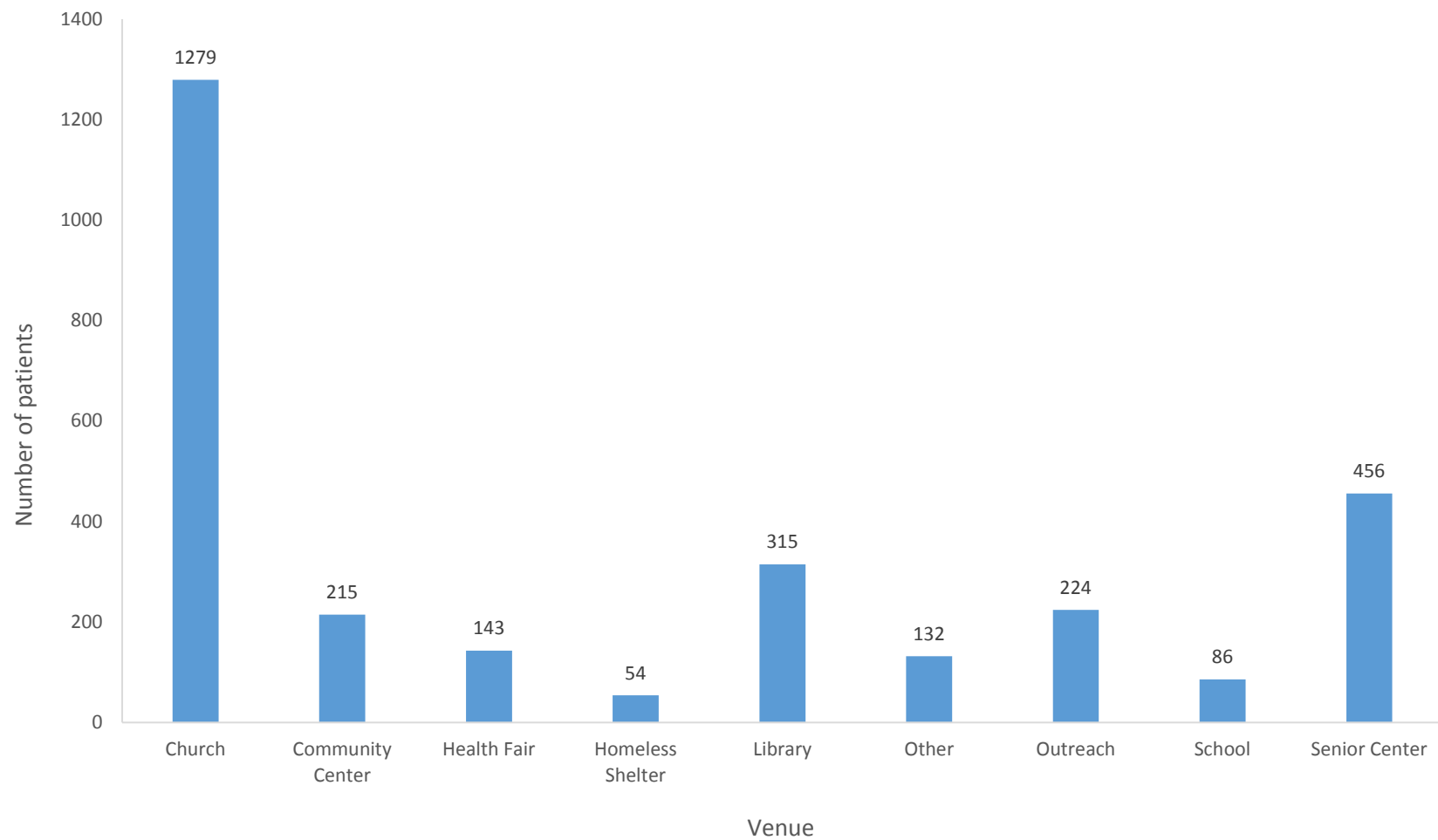


Figure 24. Number of clients age 65-74 (n=1,680) vaccinated at flu outreaches by venue type, 2016-2017 Flu Outreach Campaign. (Preliminary data)

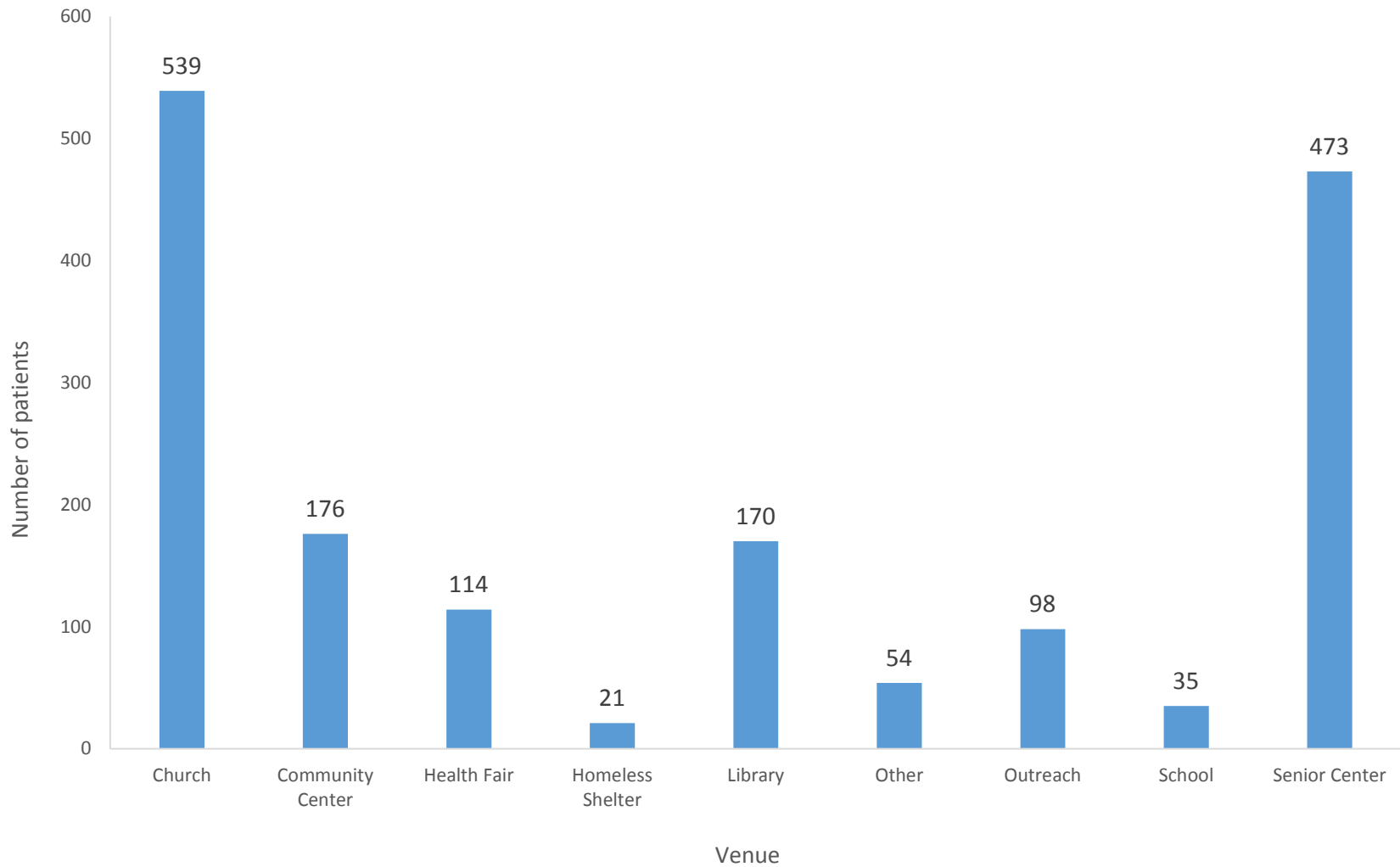


Figure 25. Number of clients over age 75 (n=1,162) vaccinated at flu outreaches by venue type, 2016-2017 Flu Outreach Campaign. (Preliminary data)

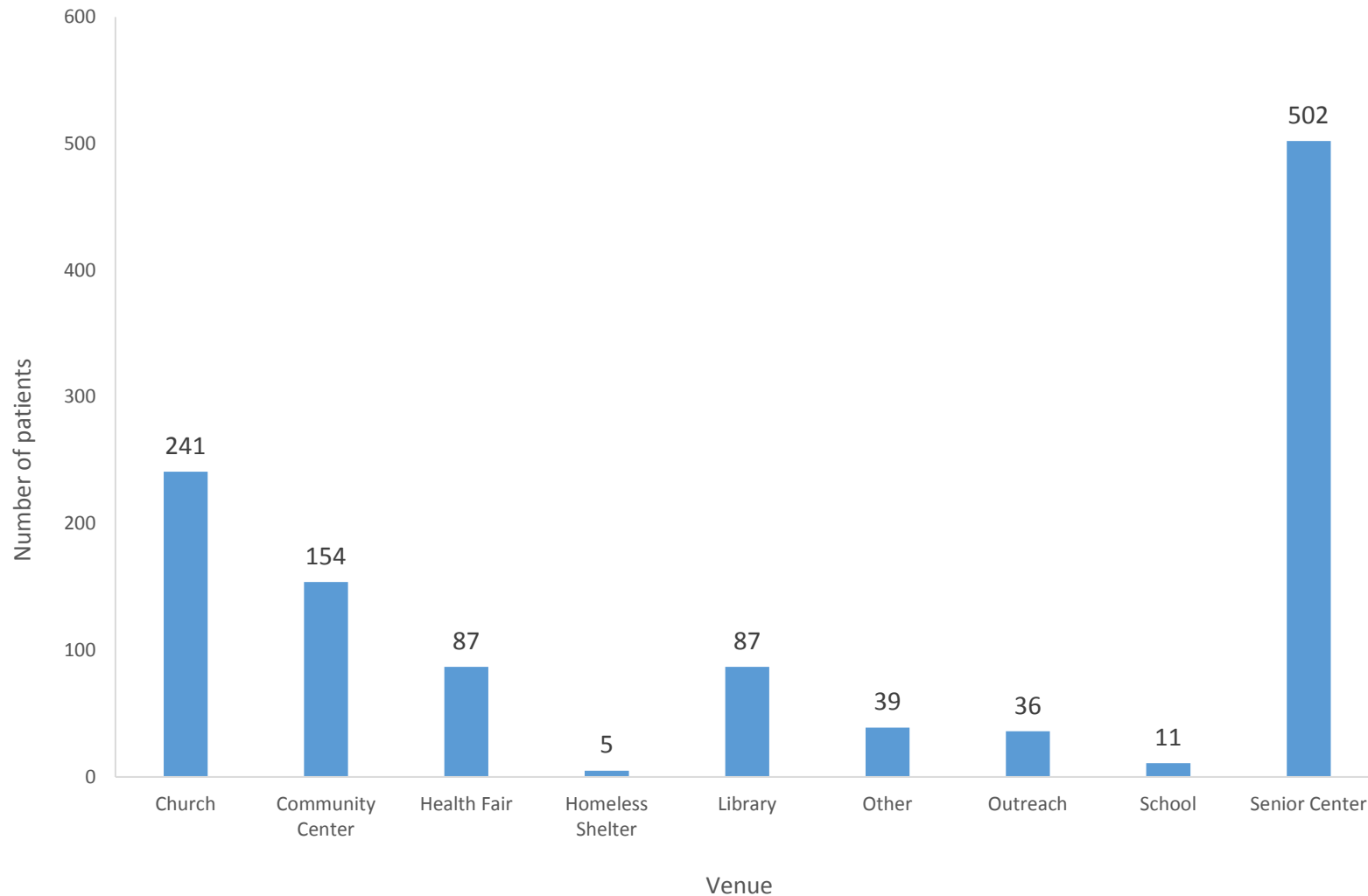
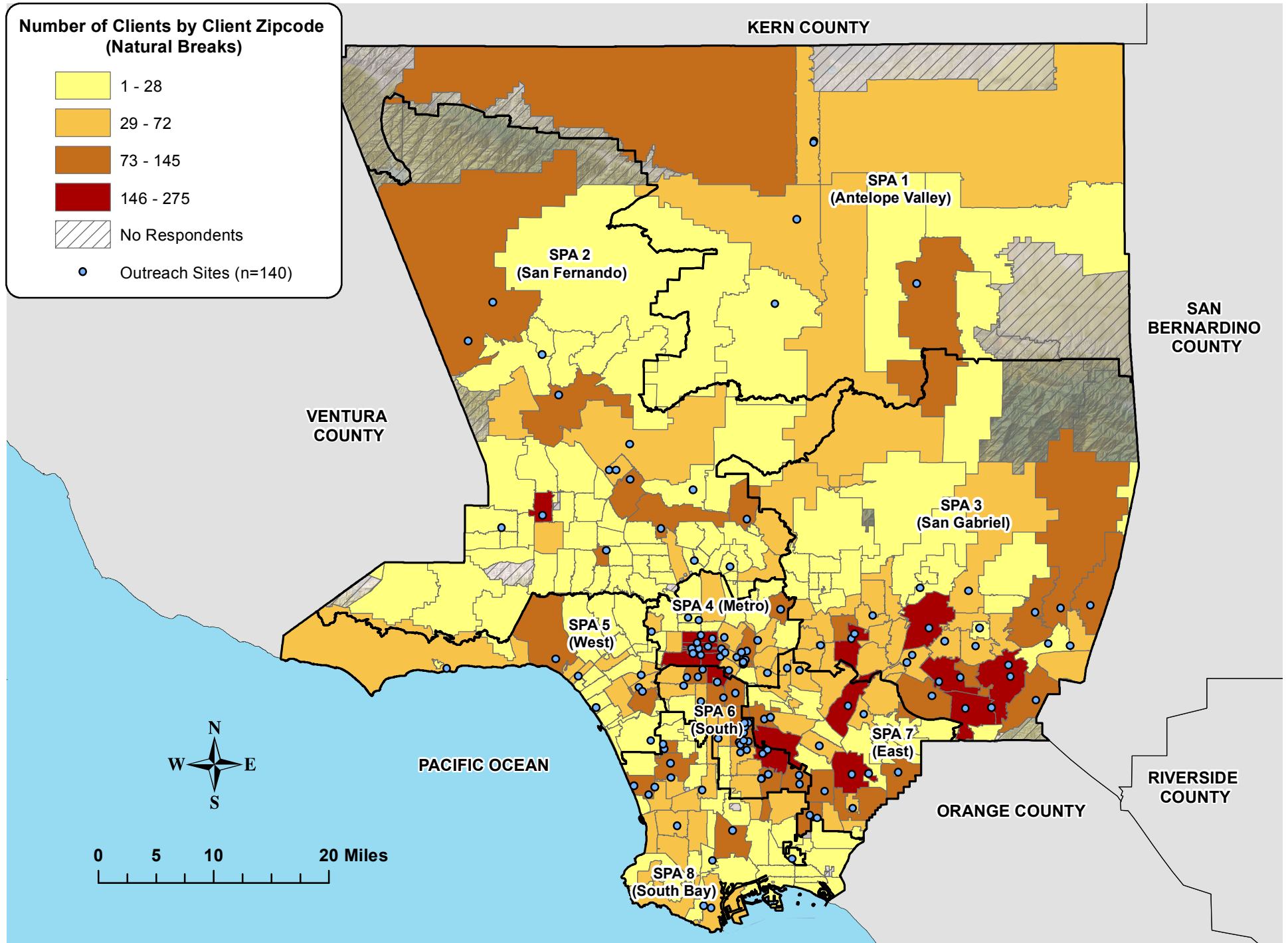


Figure 26. Number of clients by client zipcode (n=12,321*), 2016-2017 Flu Outreach Campaign. (Preliminary Data)



*Note: Excludes missing zipcodes (n=317), homeless (n=16) and non-residential and/or invalid zipcodes outside of Los Angeles County (n=734).

Figure 27. Number of clients by Service Planning Area (SPA) (n=13,388), 2016-2017 Flu Outreach Campaign. (Preliminary Data)

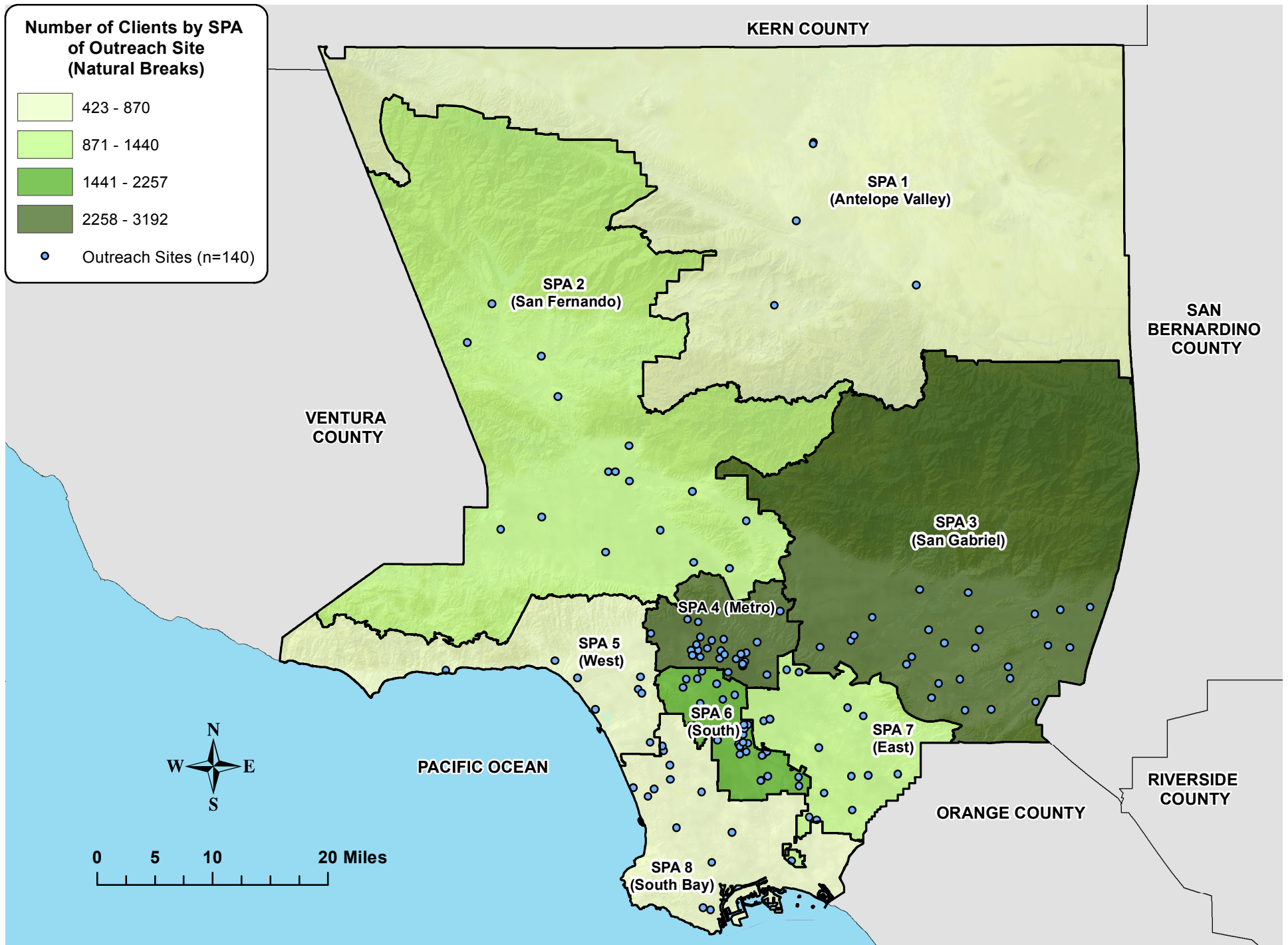


Figure 28. Number of clients by Supervisorial District (n=13,388), 2016-2017 Flu Outreach Campaign. (Preliminary Data)

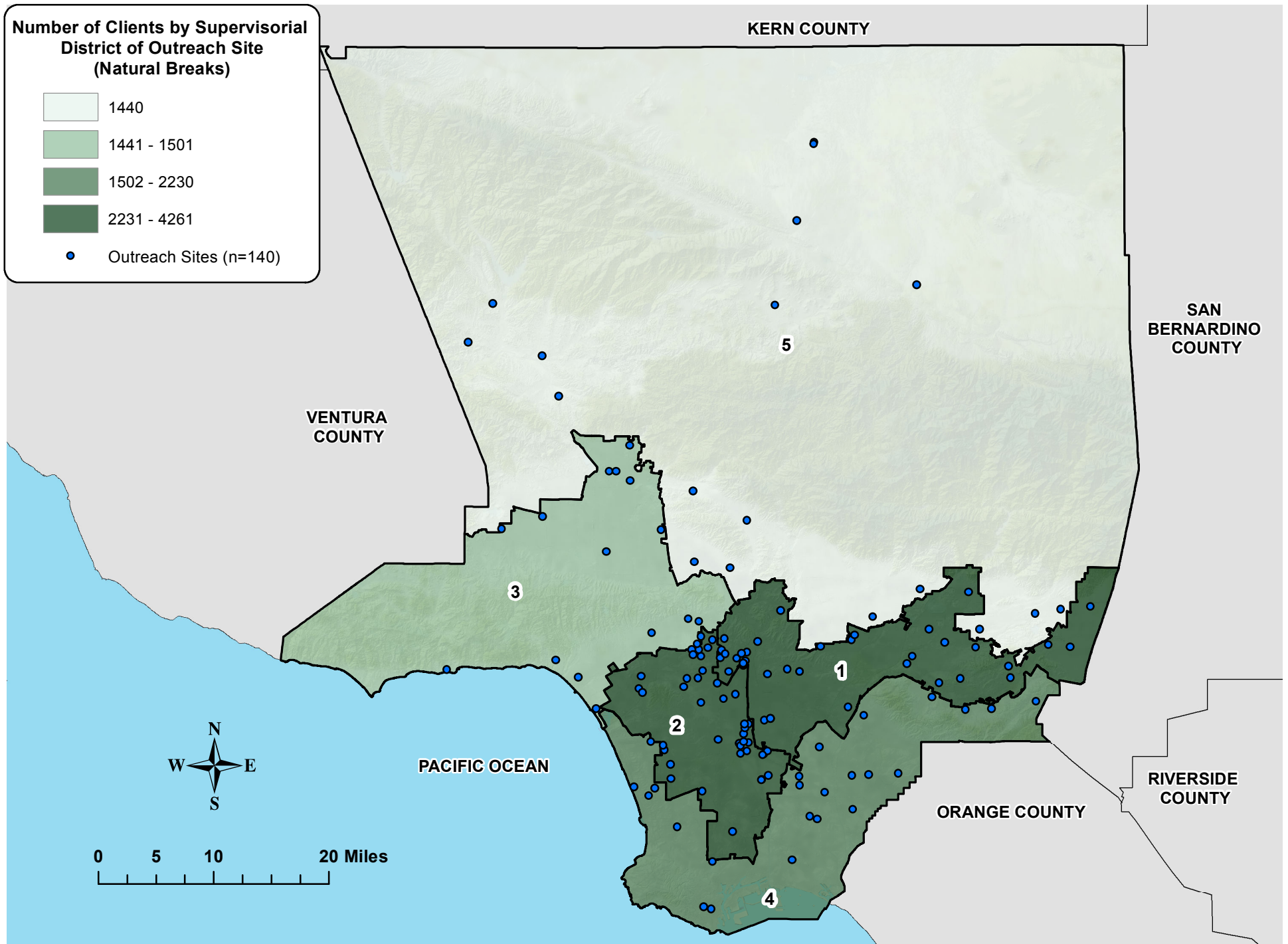
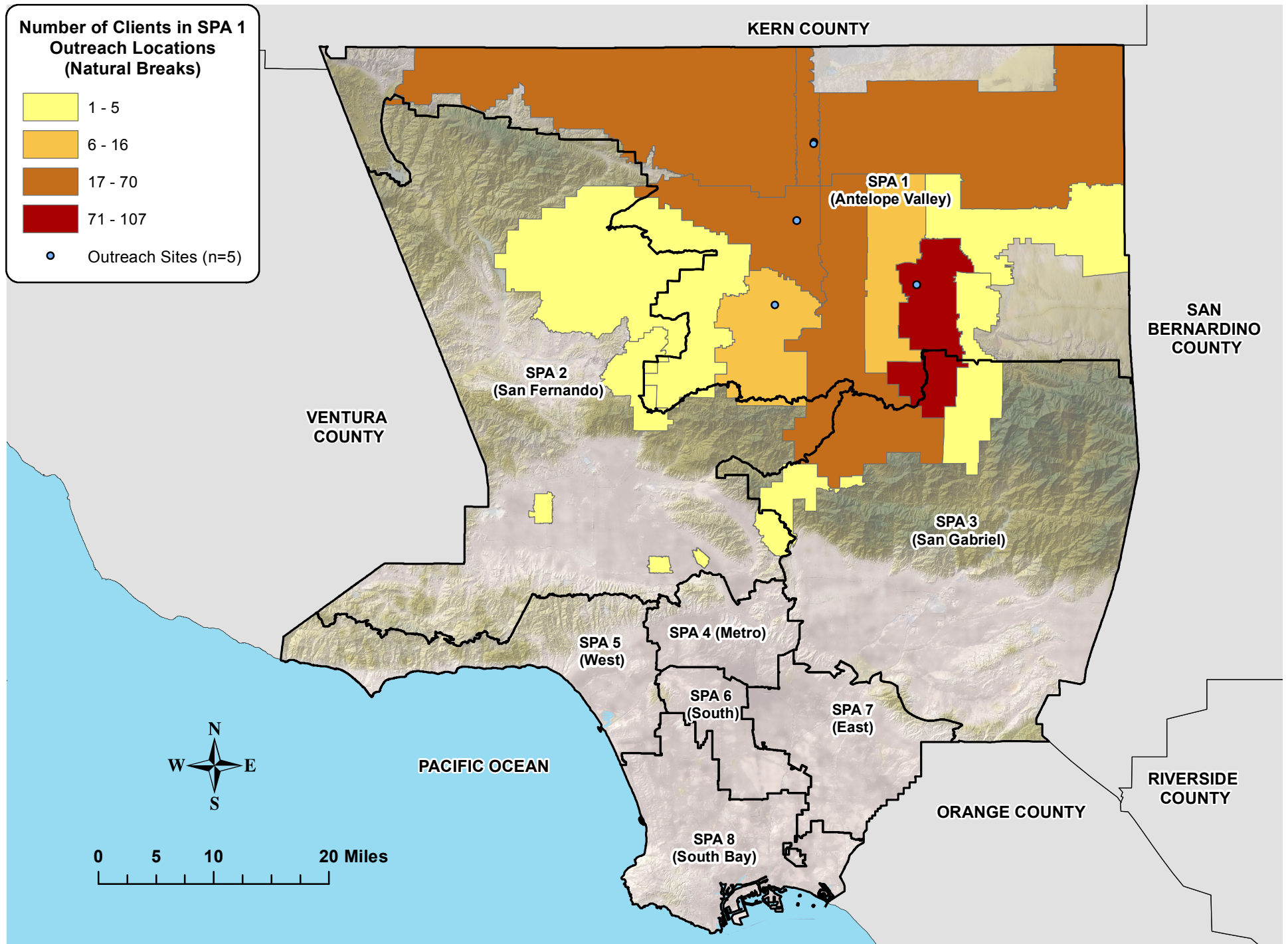
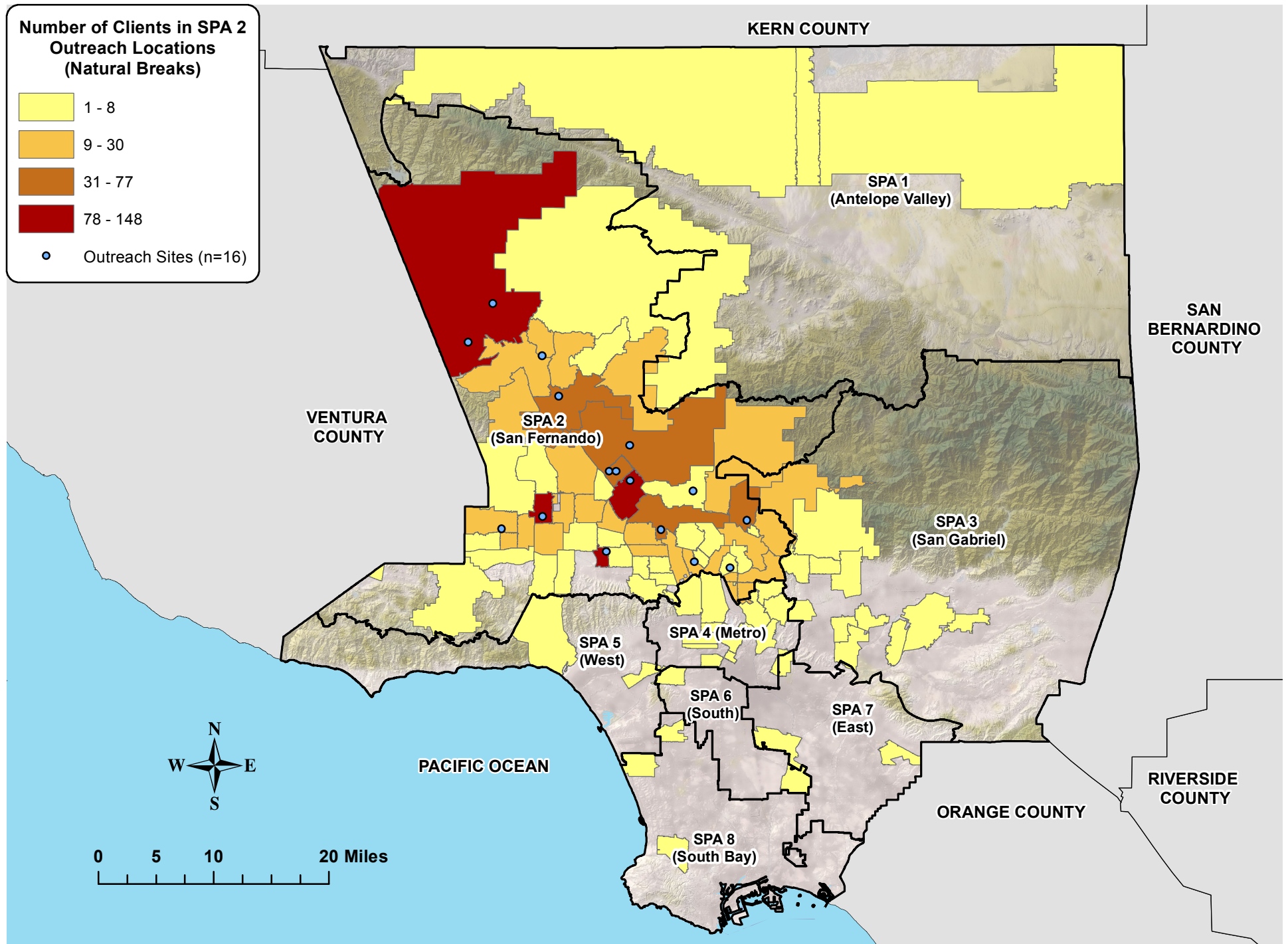


Figure 29. Number of clients in SPA 1 Outreaches (n=405*), 2016-2017 Flu Outreach Campaign. (Preliminary Data)



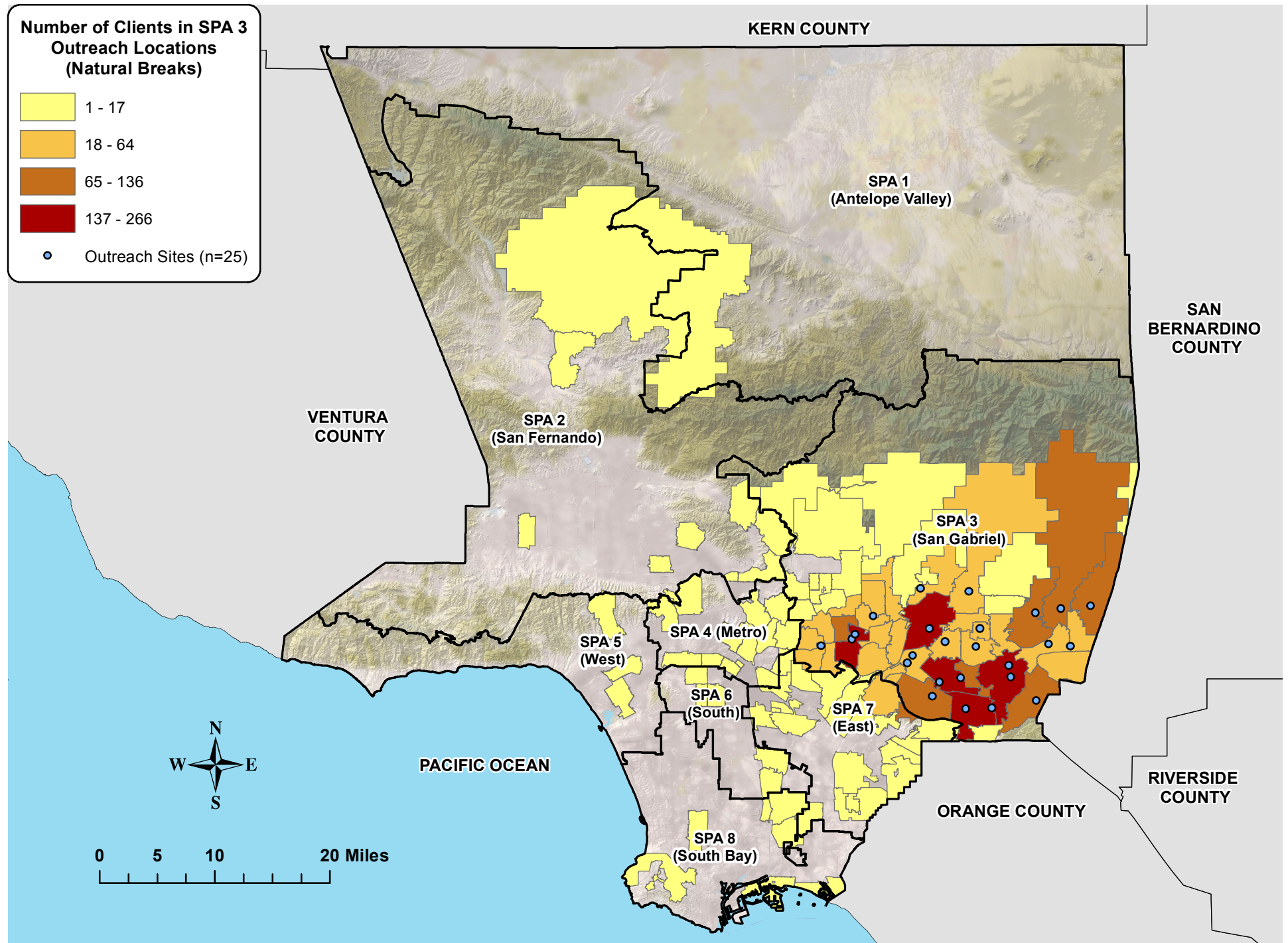
*Note: Excludes missing zipcodes (n=9) and non-residential and/or invalid zipcodes outside of Los Angeles County (n=9).

Figure 30. Number of clients in SPA 2 Outreaches (n=1,311*), 2016-2017 Flu Outreach Campaign. (Preliminary Data)



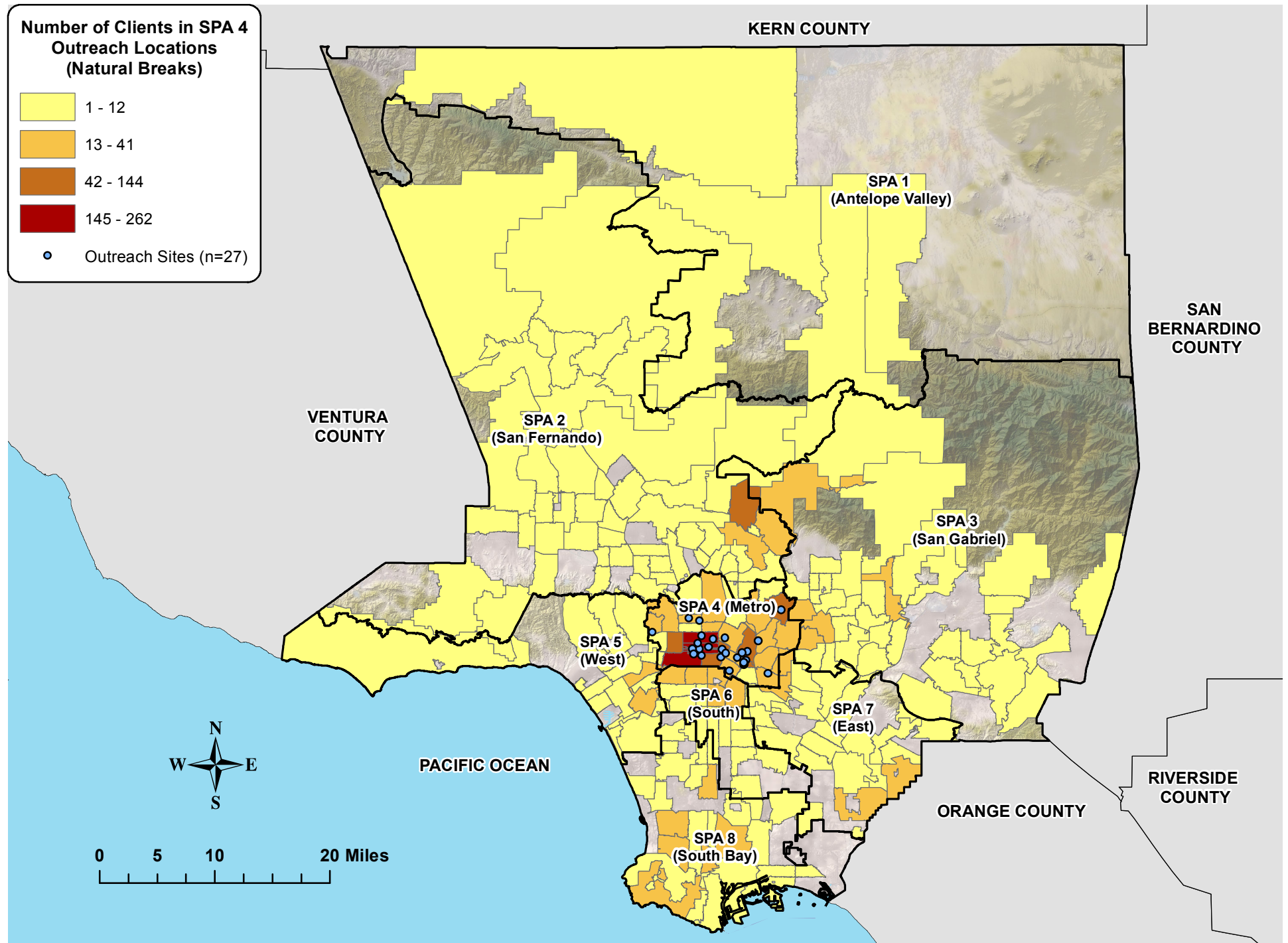
*Note: Excludes missing zipcodes (n=25), homeless (n=7), and non-residential and/or invalid zipcodes outside of Los Angeles County (n=36).

Figure 31. Number of clients in SPA 3 Outreaches (n=2,791*), 2016-2017 Flu Outreach Campaign. (Preliminary Data)



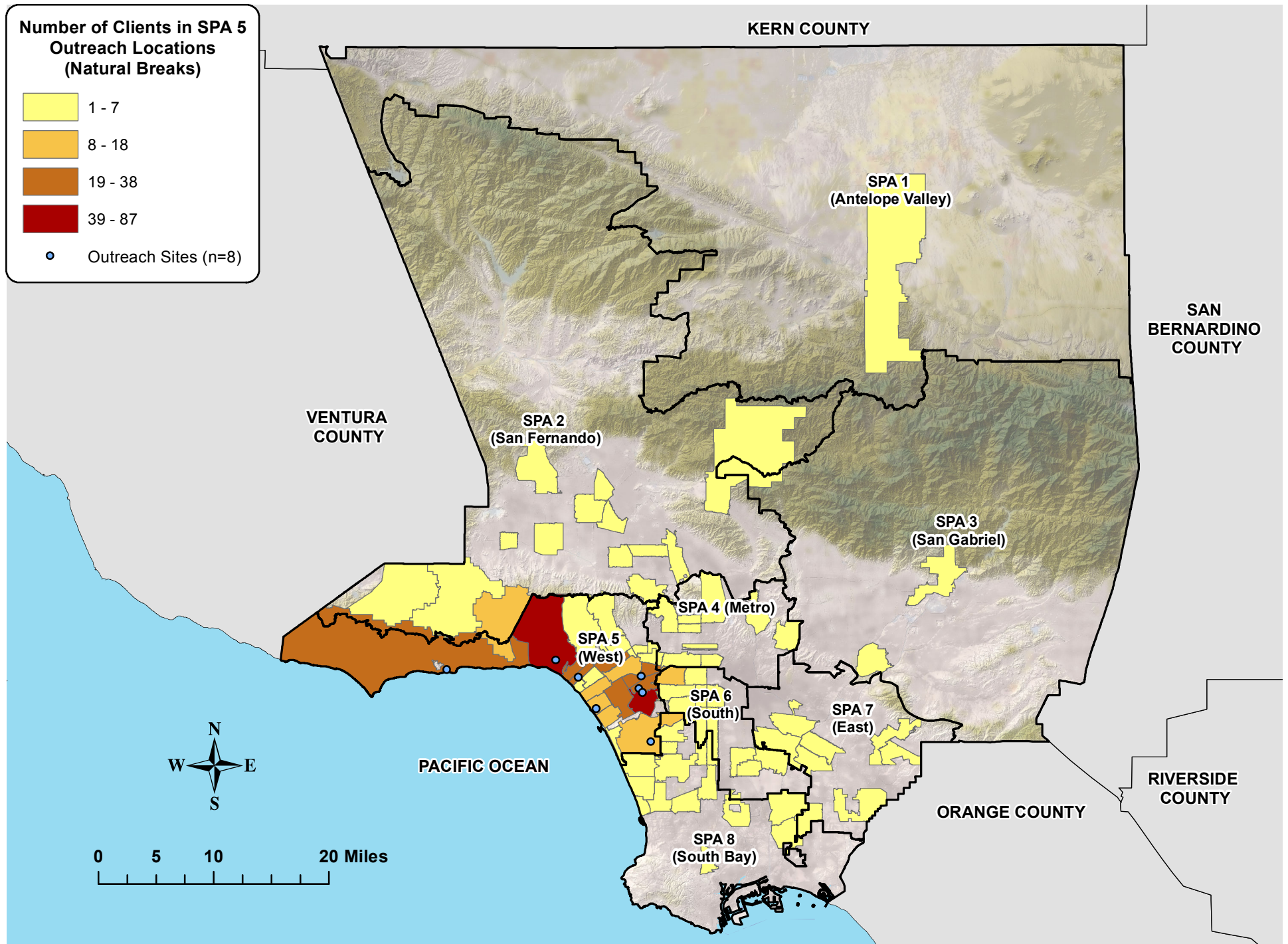
*Note: Excludes missing zipcodes (n=86), homeless (n=2), and non-residential and/or invalid zipcodes outside of Los Angeles County (n=291).

Figure 32. Number of clients in SPA 4 Outreaches (n=2,946*), 2016-2017 Flu Outreach Campaign. (Preliminary Data)



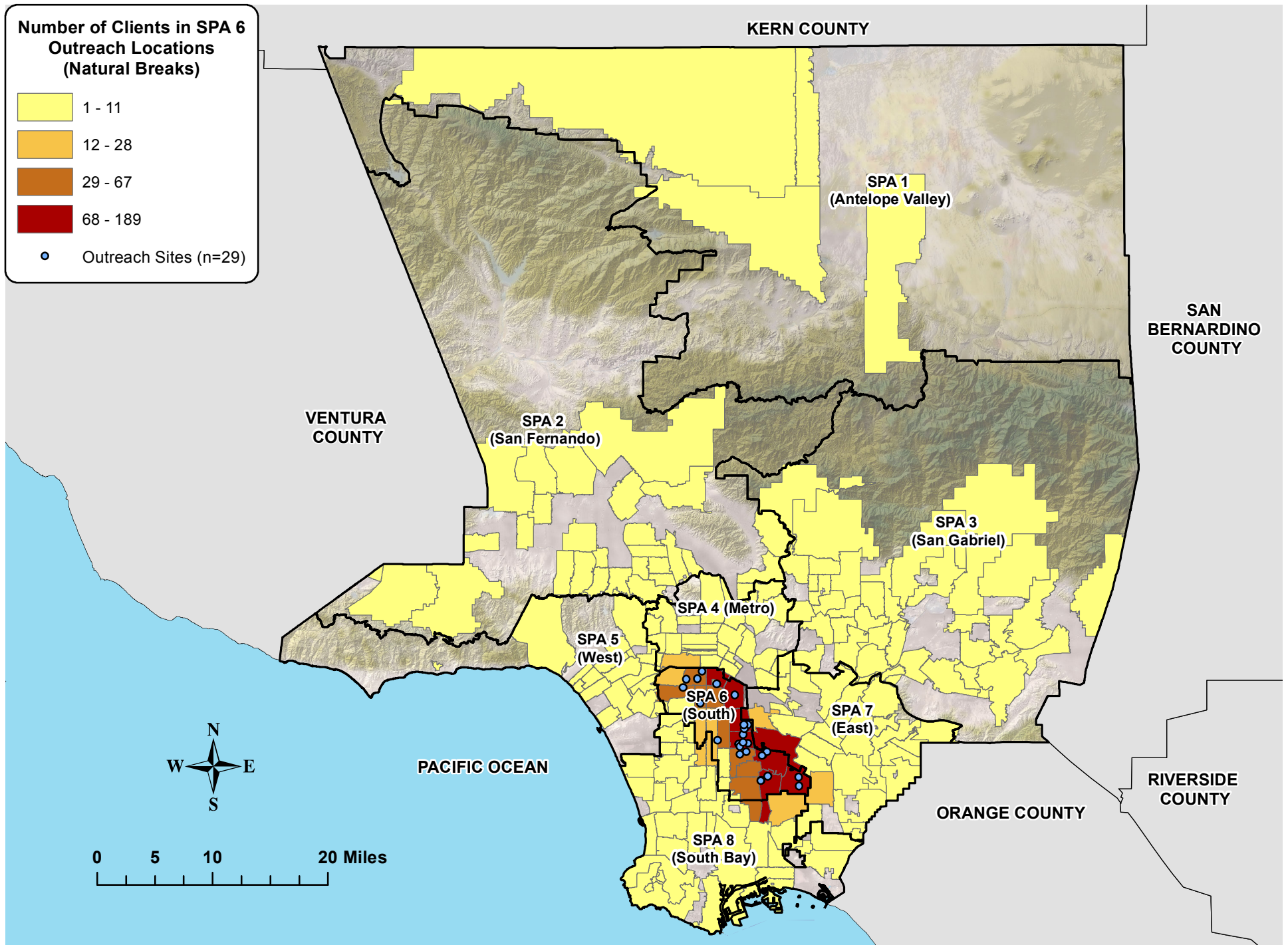
*Note: Excludes missing zipcodes (n=108), homeless (n=6), and non-residential and/or invalid zipcodes outside of Los Angeles County (n=132).

Figure 33. Number of clients in SPA 5 Outreaches (n=630*), 2016-2017 Flu Outreach Campaign. (Preliminary Data)



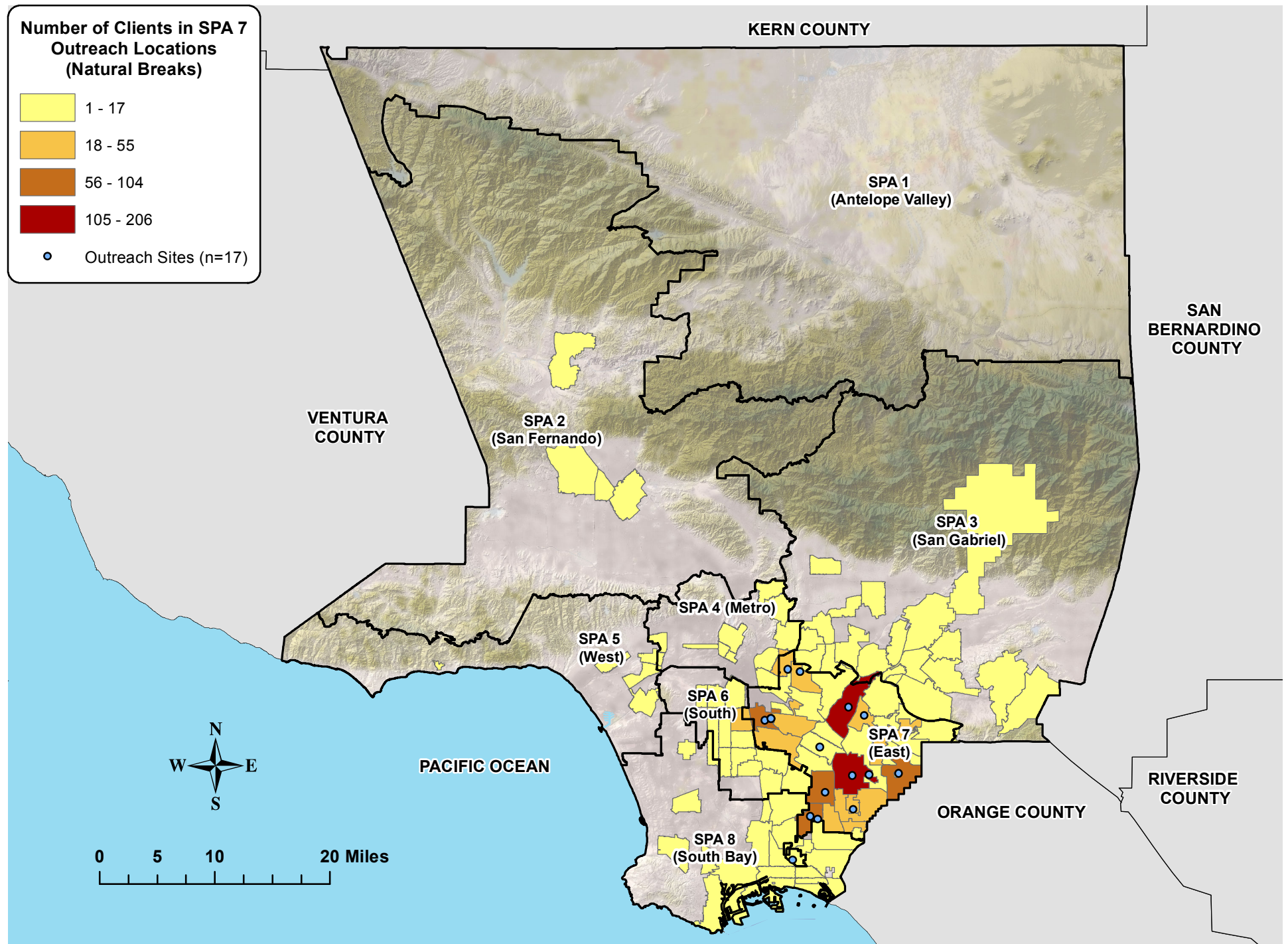
*Note: Excludes missing zipcodes (n=9) and non-residential and/or invalid zipcodes outside of Los Angeles County (n=18).

Figure 34. Number of clients in SPA 6 Outreaches (n=1,993*), 2016-2017 Flu Outreach Campaign. (Preliminary Data)



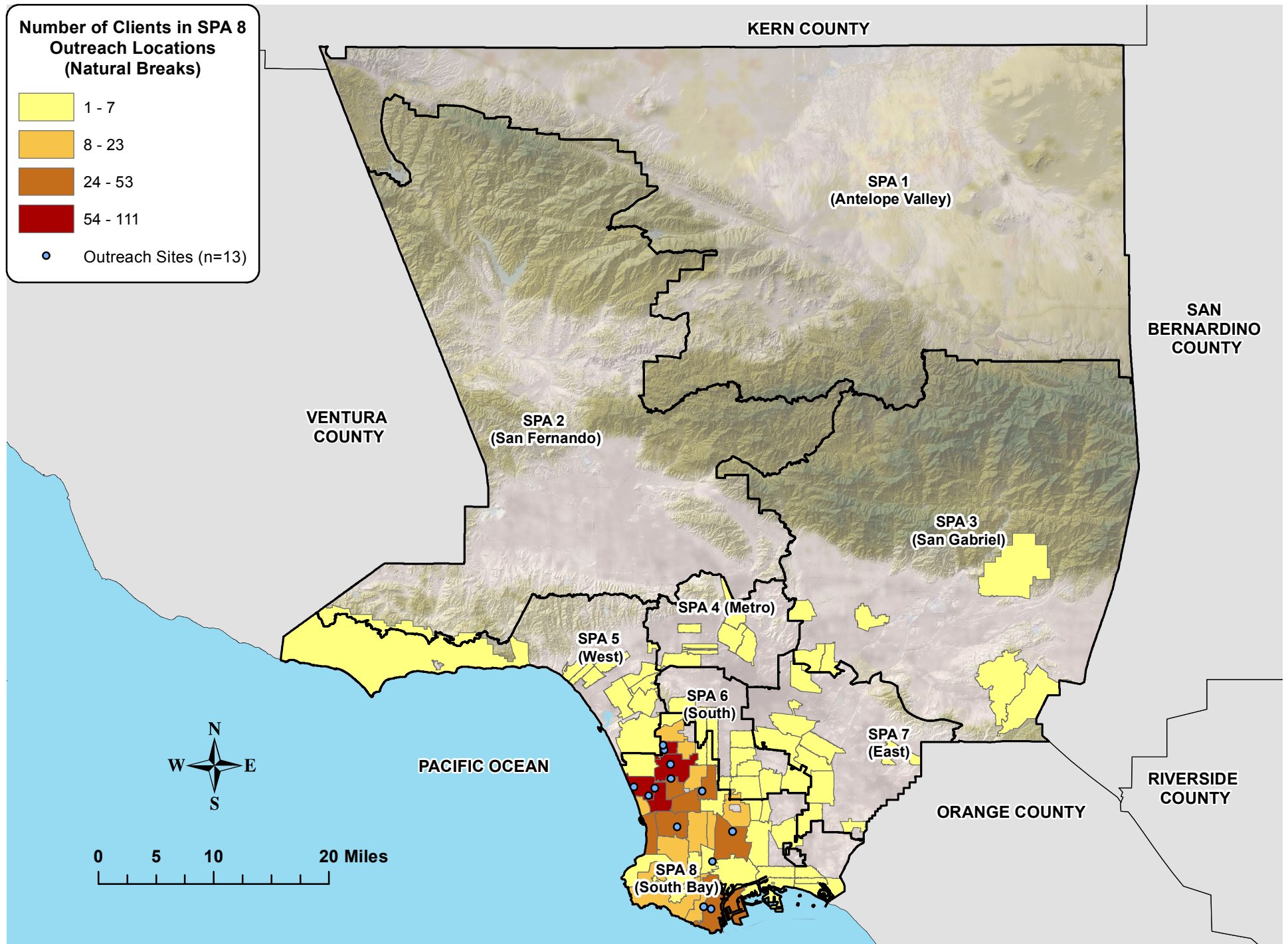
*Note: Excludes missing zipcodes (n=45), homeless (n=1), and non-residential and/or invalid zipcodes outside of Los Angeles County (n=218).

Figure 35. Number of clients in SPA 7 Outreaches (n=1,369), 2016-2017 Flu Outreach Campaign. (Preliminary Data)



*Note: Excludes missing zipcodes (n=24) and non-residential and/or invalid zipcodes outside of Los Angeles County (n=47).

Figure 36. Number of clients in SPA 8 Outreaches (n=852*), 2016-2017 Flu Outreach Campaign. (Preliminary Data)



*Note: Excludes missing zipcodes (n=11) and non-residential and/or invalid zipcodes outside of Los Angeles County (n=7).

Figure 37. Clients vaccinated at Flu Outreach clinics by gender 2013- 2014. 2014- 2015. 2015-2016 and 2016-2017, respectively. Flu Outreach Campaign. (Preliminary Data)

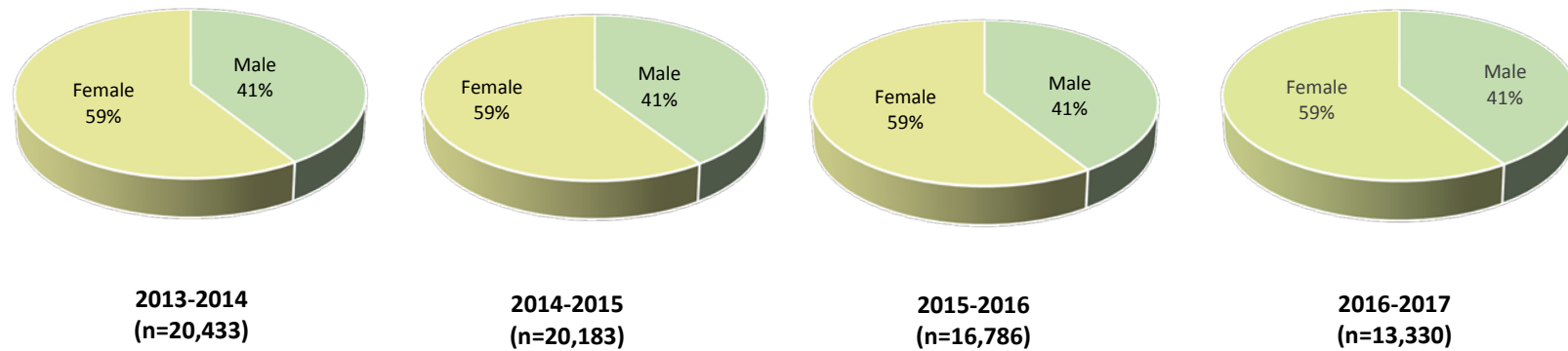


Figure 38. Clients vaccinated at Flu Outreach clinics by age group, 2013- 2014. 2014- 2015. 2015-2016 and 2016-2017, respectively. Flu Outreach Campaign. (Preliminary Data)

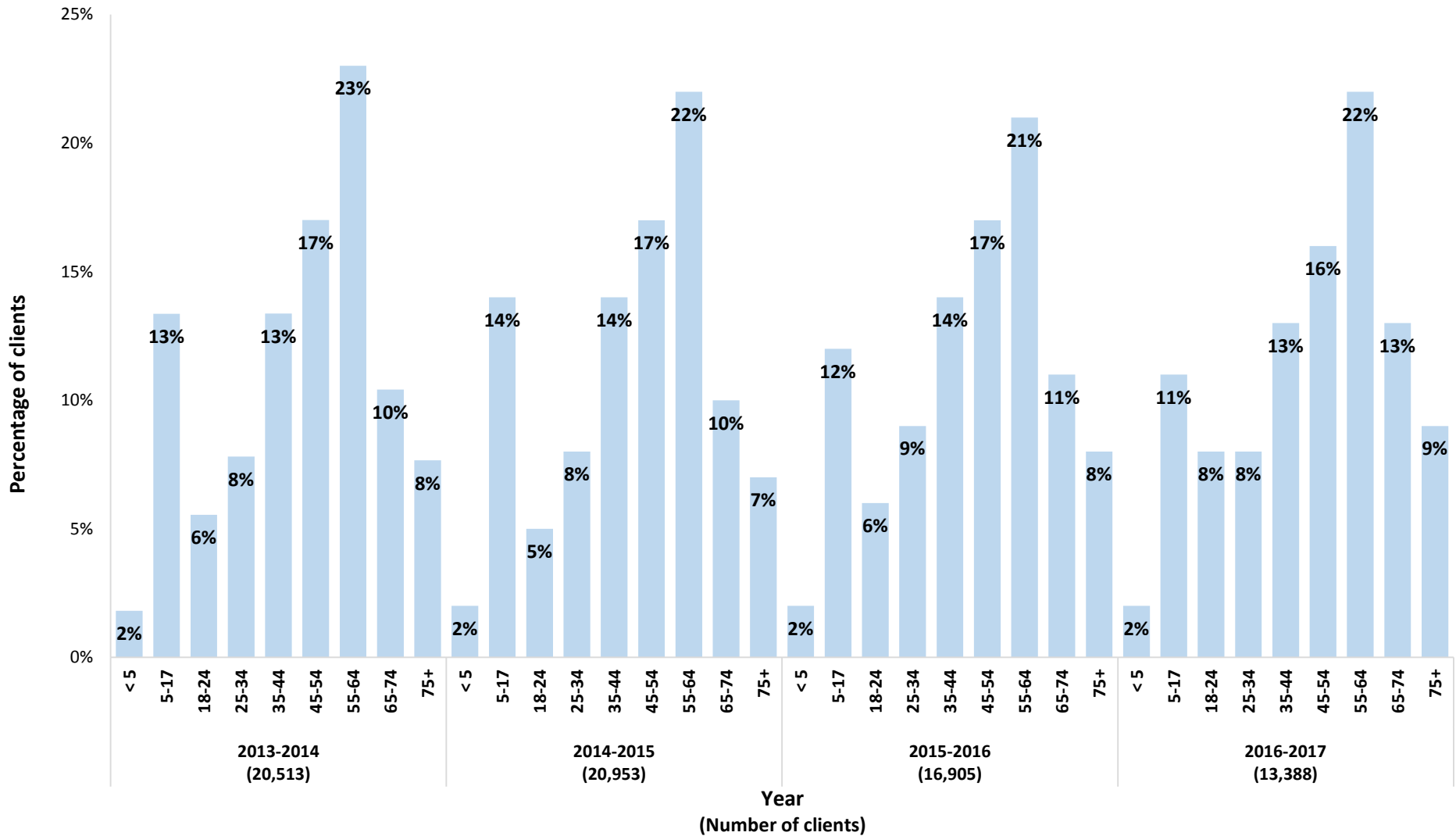


Figure 39. Clients vaccinated at Flu Outreach clinics by race/ethnicity, 2013- 2014. 2014- 2015. 2015-2016 and 2016-2017, respectively. Flu Outreach Campaign. (Preliminary Data)

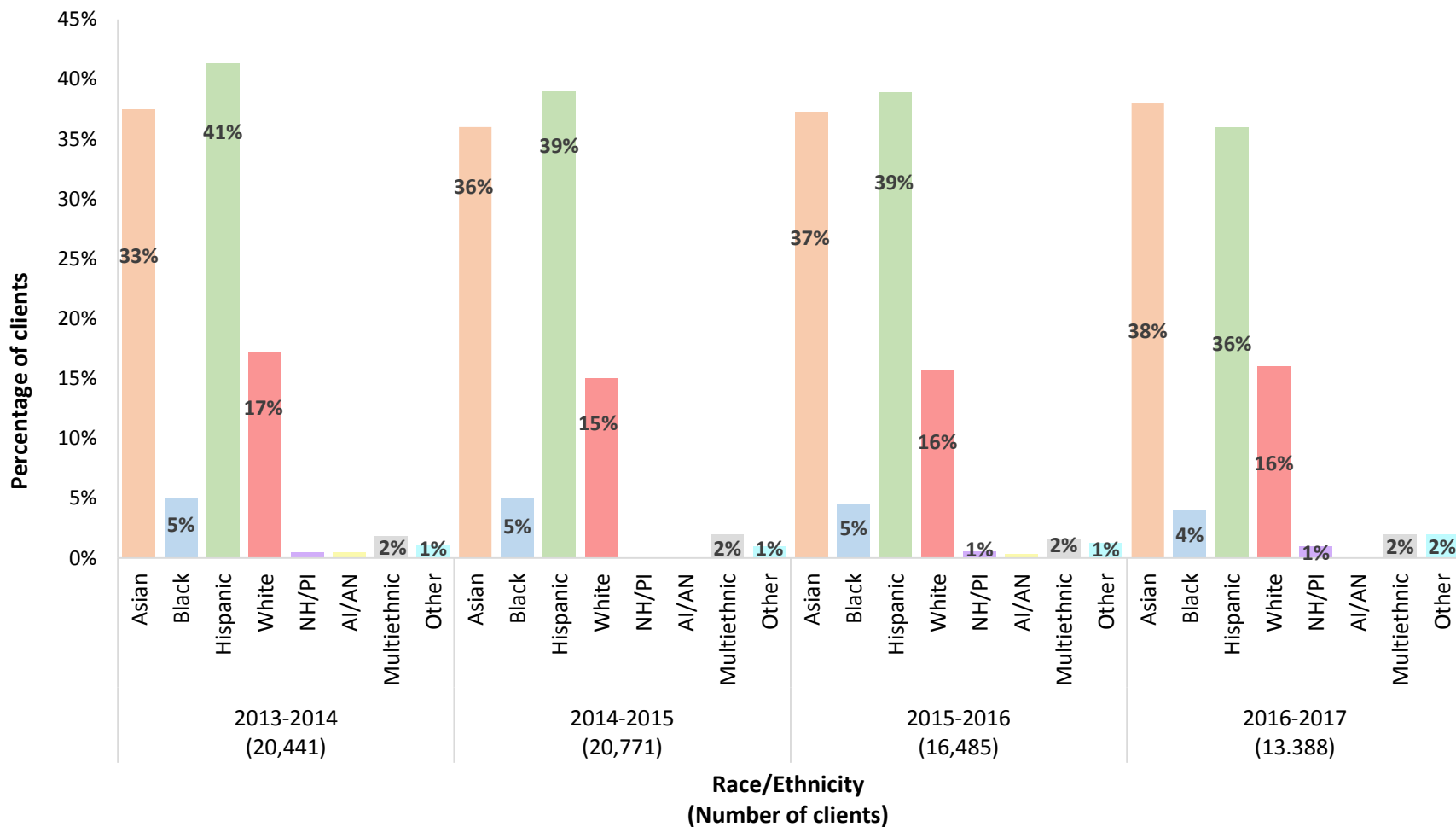


Figure 40. Clients vaccinated at Flu Outreach clinics by Service Planning Area, 2013- 2014. 2014- 2015. 2015-2016 and 2016-2017, respectively. Flu Outreach Campaign. (Preliminary Data)

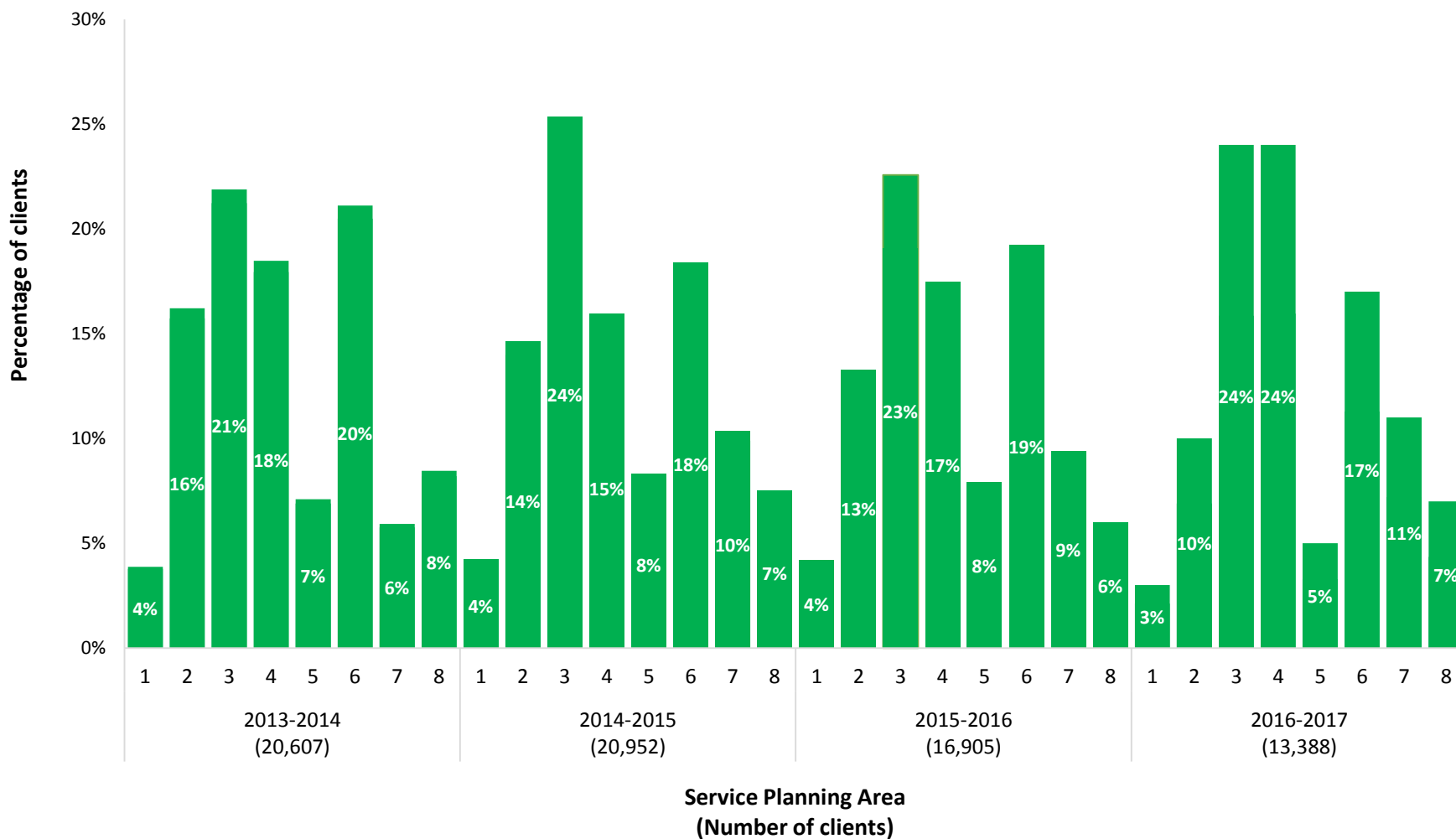


Figure 41. Clients vaccinated at Flu Outreach clinics by health insurance status, 2013- 2014. 2014- 2015. 2015-2016 and 2016-2017, respectively. Flu Outreach Campaign. (Preliminary Data)

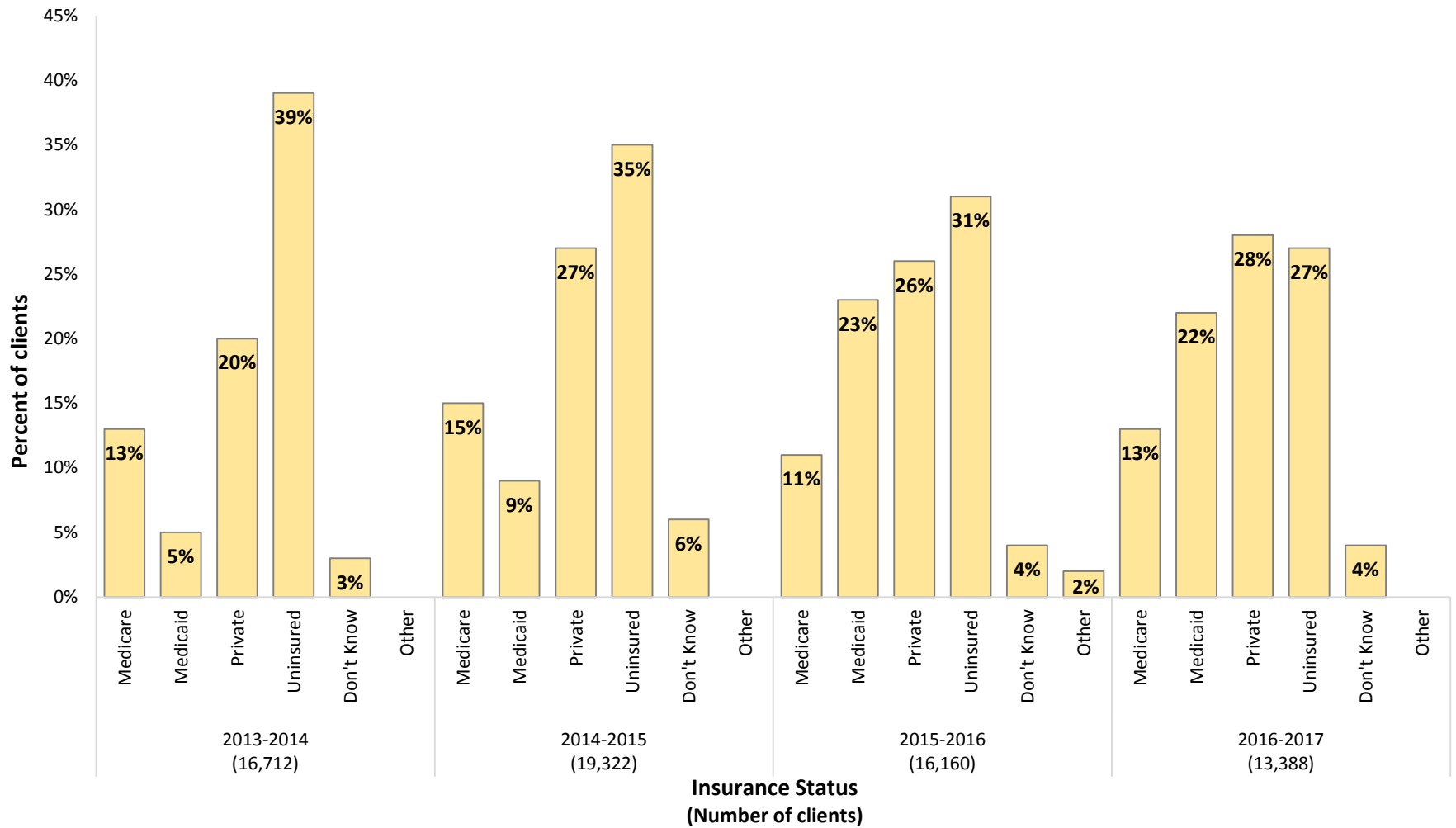
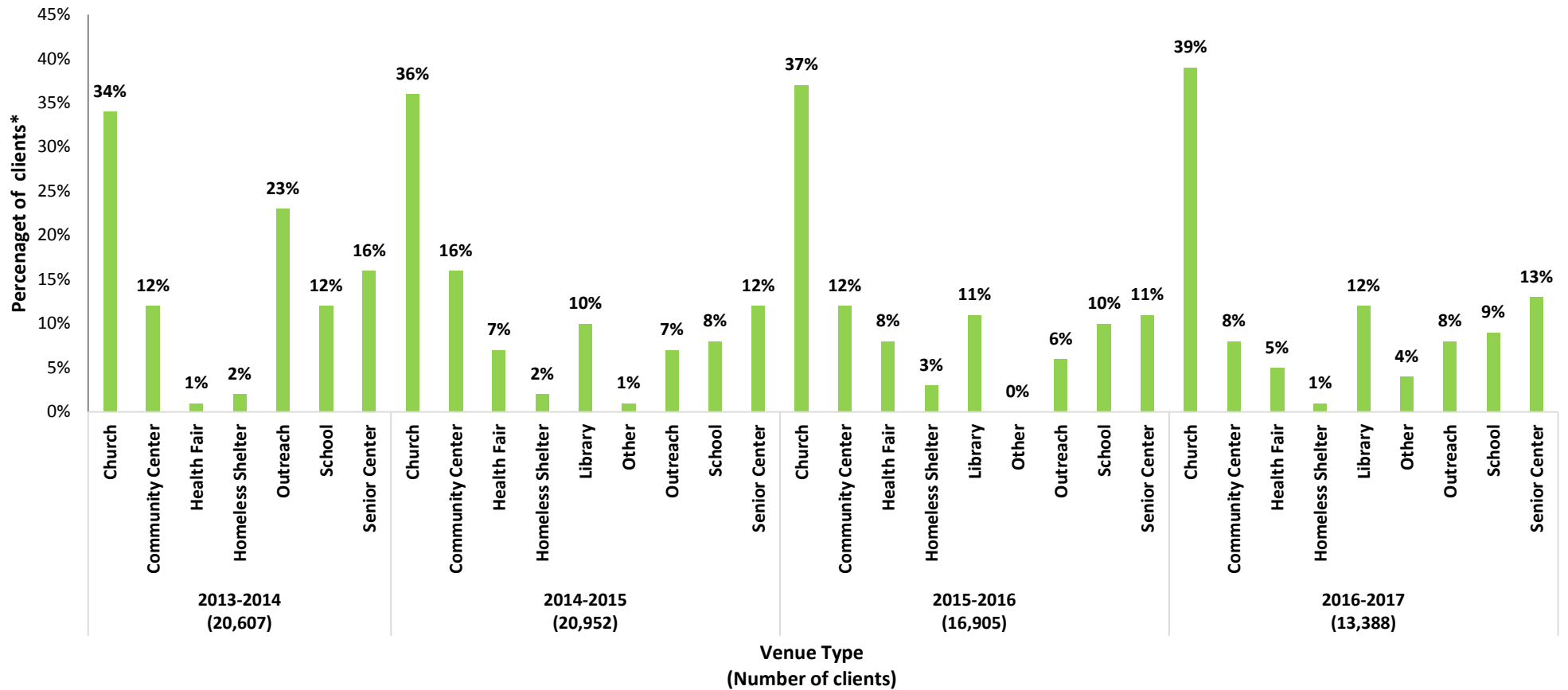


Figure 42. Clients vaccinated at Flu Outreach clinics by venue type, 2013- 2014. 2014- 2015. 2015-2016 and 2016-2017, respectively. Flu Outreach Campaign. (Preliminary Data)



*Percentages may not total to 100% due to rounding and missing values

Figure 43. Uninsured clients vaccinated at Flu Outreach Clinics, 2013-2014, 2014-2015, 2015-2016, and 2016-2017, by gender, Flu Outreach Campaign. (Preliminary Data)

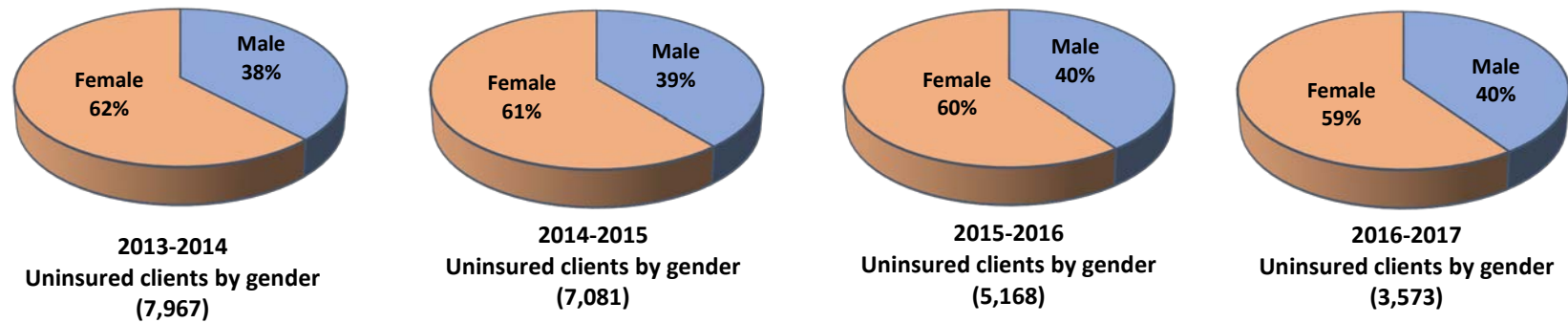


Figure 44. Uninsured clients vaccinated at Flu Outreach Clinics, 2013-2014, 2014-2015, 2015-2016, and 2016-2017, by age group, Flu Outreach Campaign. (Preliminary Data)*

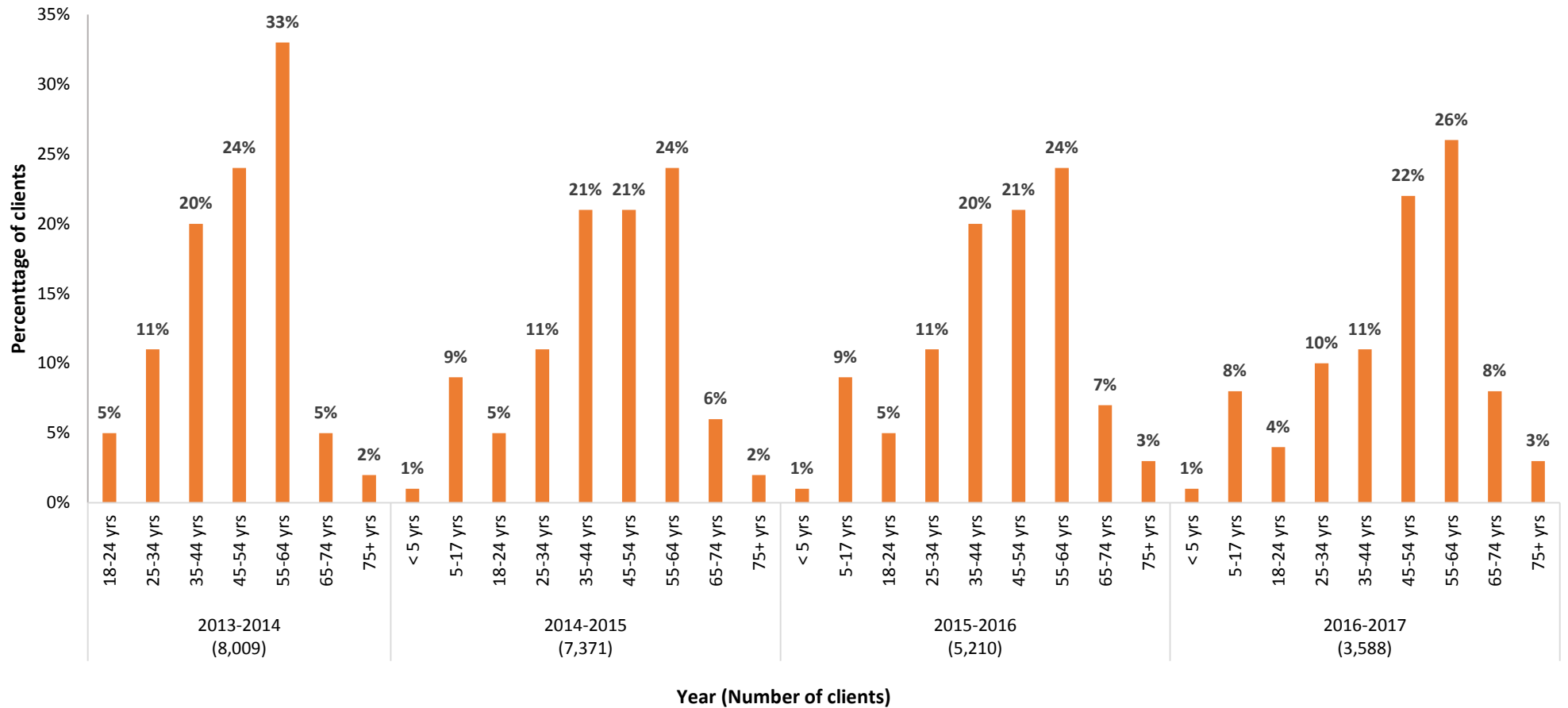


Figure 45. Uninsured clients vaccinated at Flu Outreach Clinics, 2013-2014, 2014-2015, 2015-2016, and 2016-2017, by race/ethnicity, Flu Outreach Campaign. (Preliminary Data)

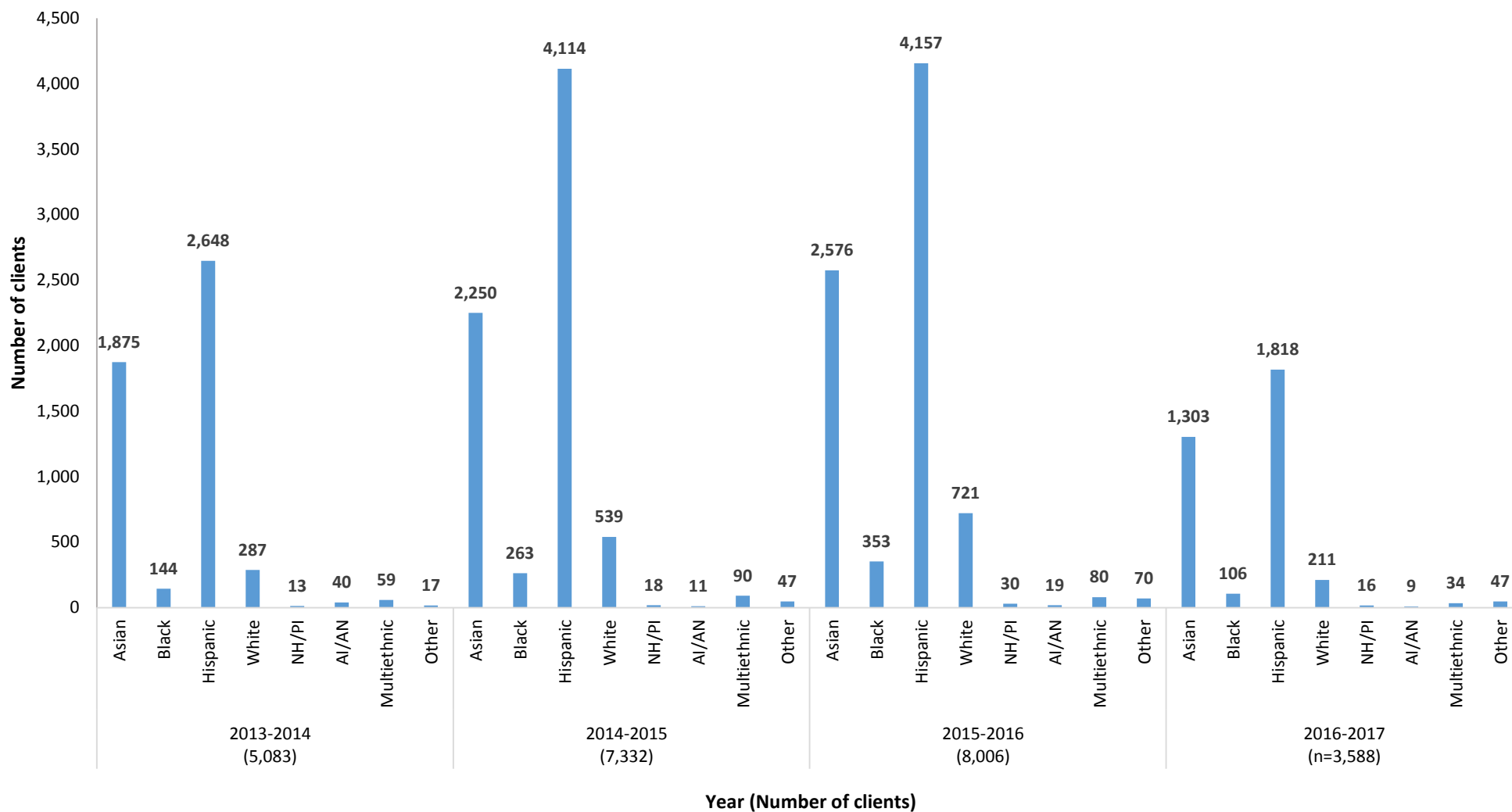


Figure 46. Uninsured clients vaccinated at Flu Outreach Clinics, 2013-2014, 2014-2015, 2015-2016, and 2016-2017, by Service Planning Area, Flu Outreach Campaign. (Preliminary Data)

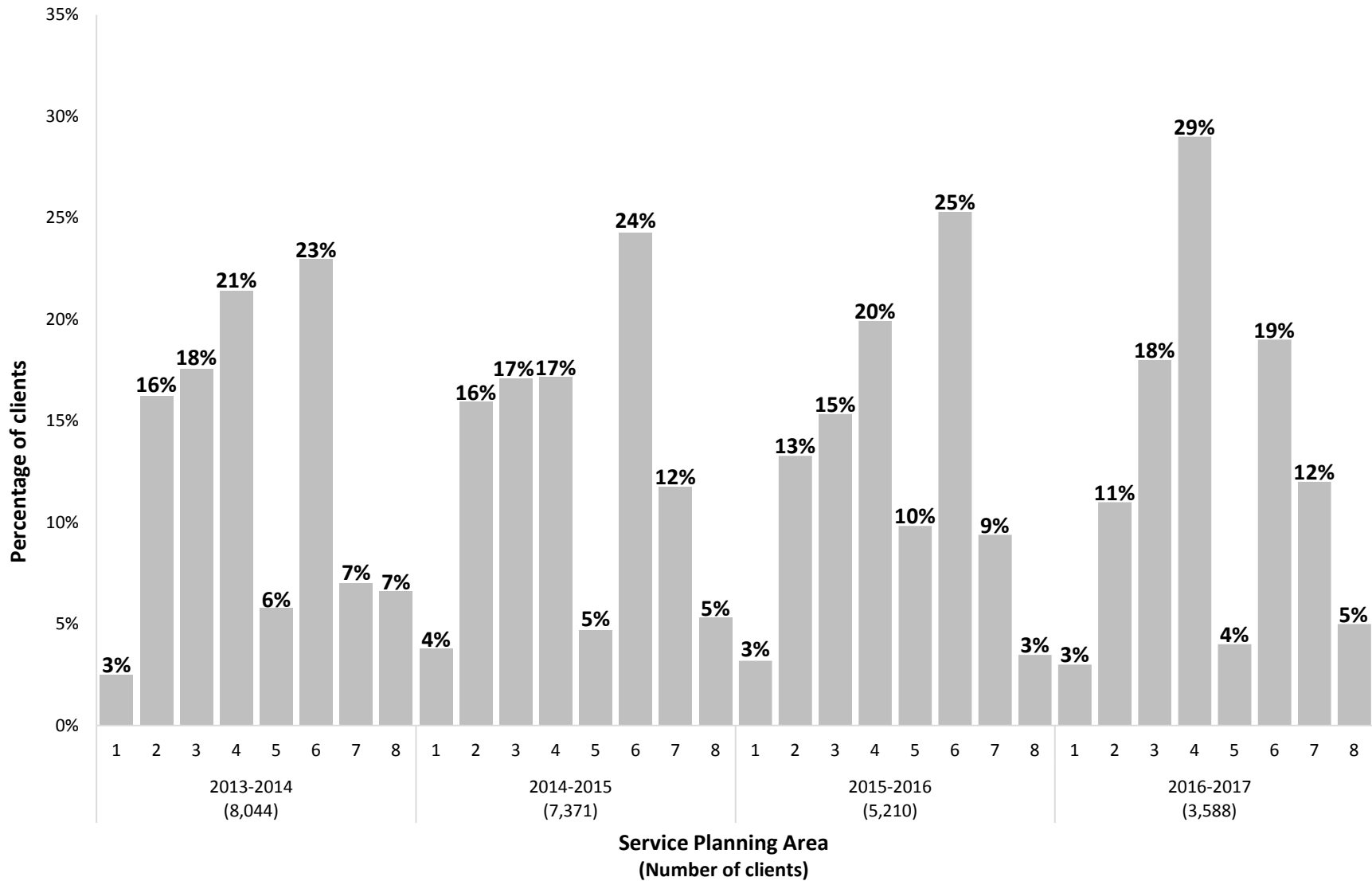


Figure 47. Uninsured clients vaccinated at Flu Outreach Clinics, 2013-2014, 2014-2015, 2015-2016, and 2016-2017, by venue type, Flu Outreach Campaign. (Preliminary Data)

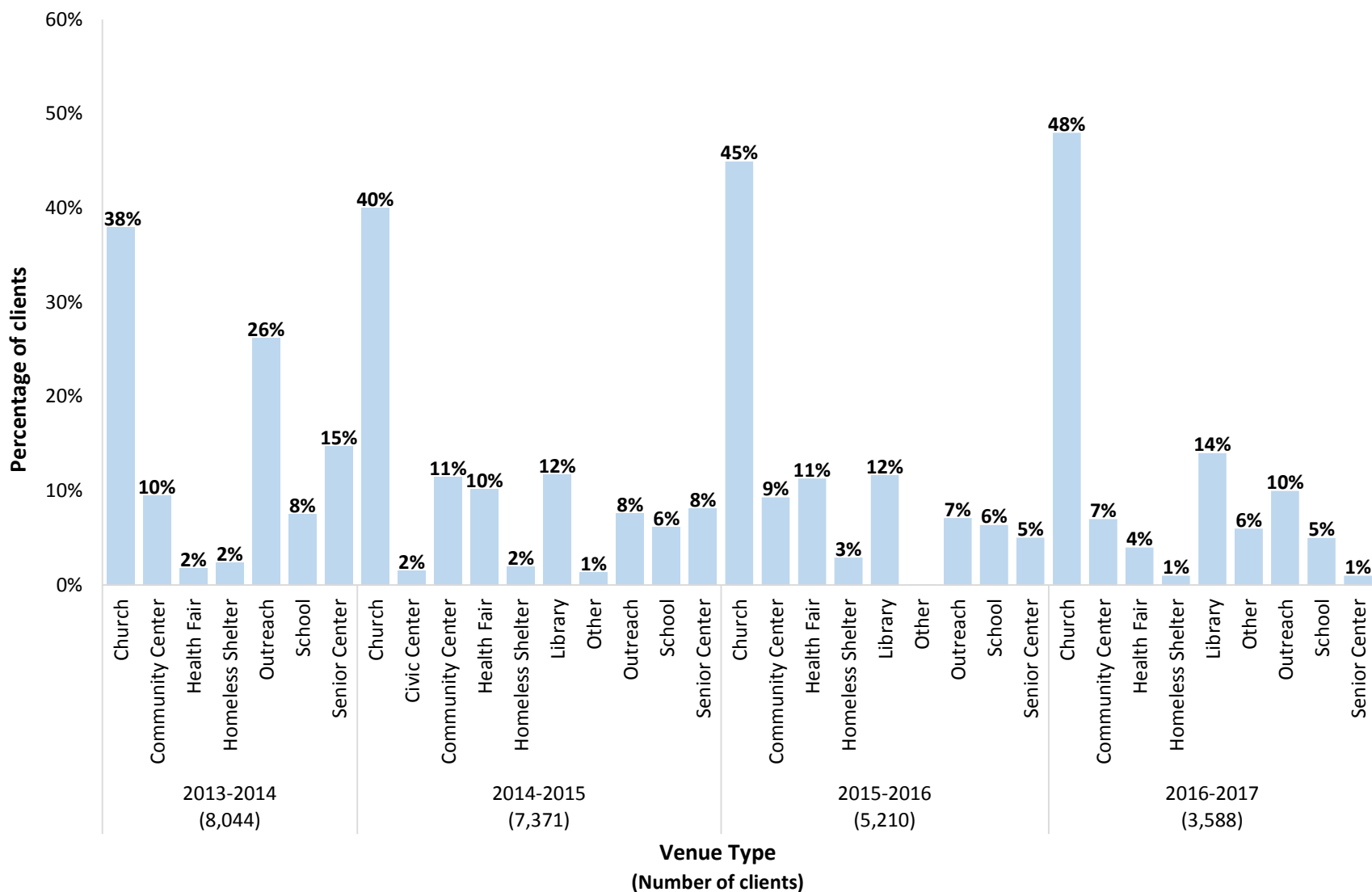
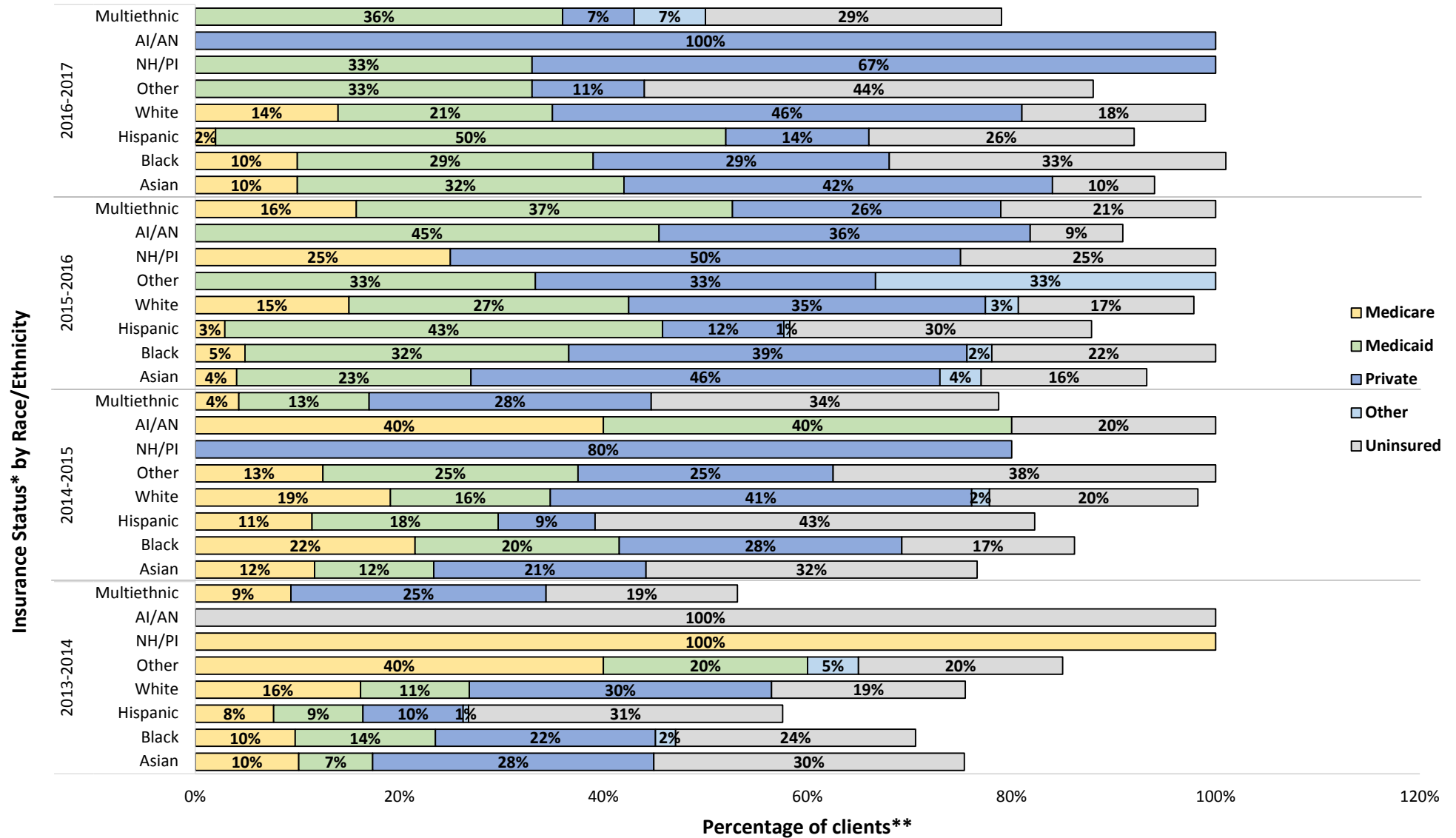


Figure 48. Insurance status of clients vaccinated at Flu Outreach Clinics, 2013-2014, 2014-2015, 2015-2016 and 2016-2017, by race/ethnicity in Service Planning Area 1 (Antelope Valley), Flu Outreach Campaign. (Preliminary data)

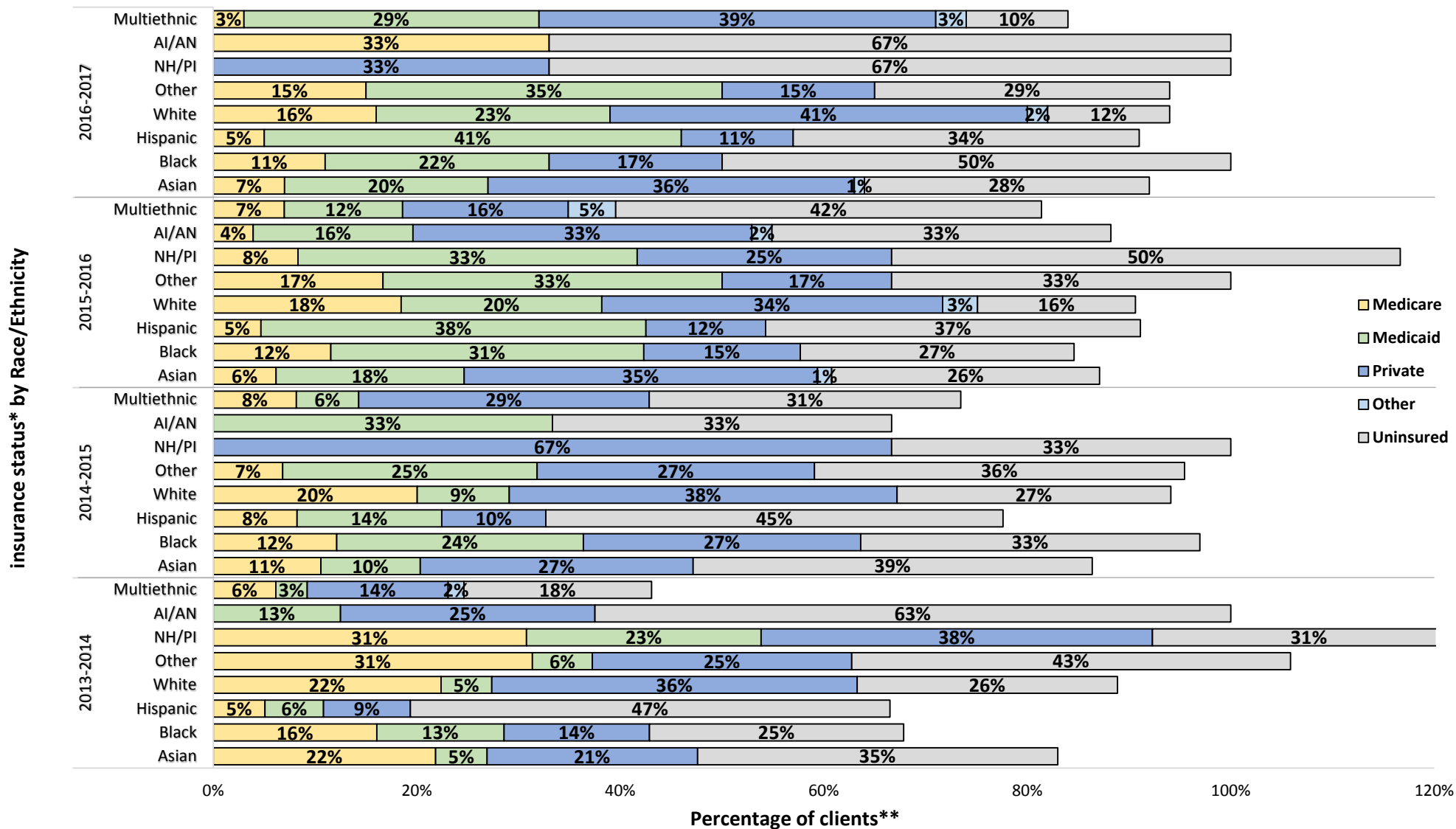


*Covered California began on January 1, 2014.

**Percentages may not total to 100% due to rounding, multiple responses and missing values.

Note: AI/AN = American Indian/Alaskan Native, NH/PI = Native Hawaiian/Pacific Islander

Figure 49. Insurance status of clients vaccinated at Flu Outreach Clinics, 2013-2014, 2014-2015, 2015-2016 and 2016-2017, by race/ethnicity in Service Planning Area 2 (San Fernando), Flu Outreach Campaign. (Preliminary data)

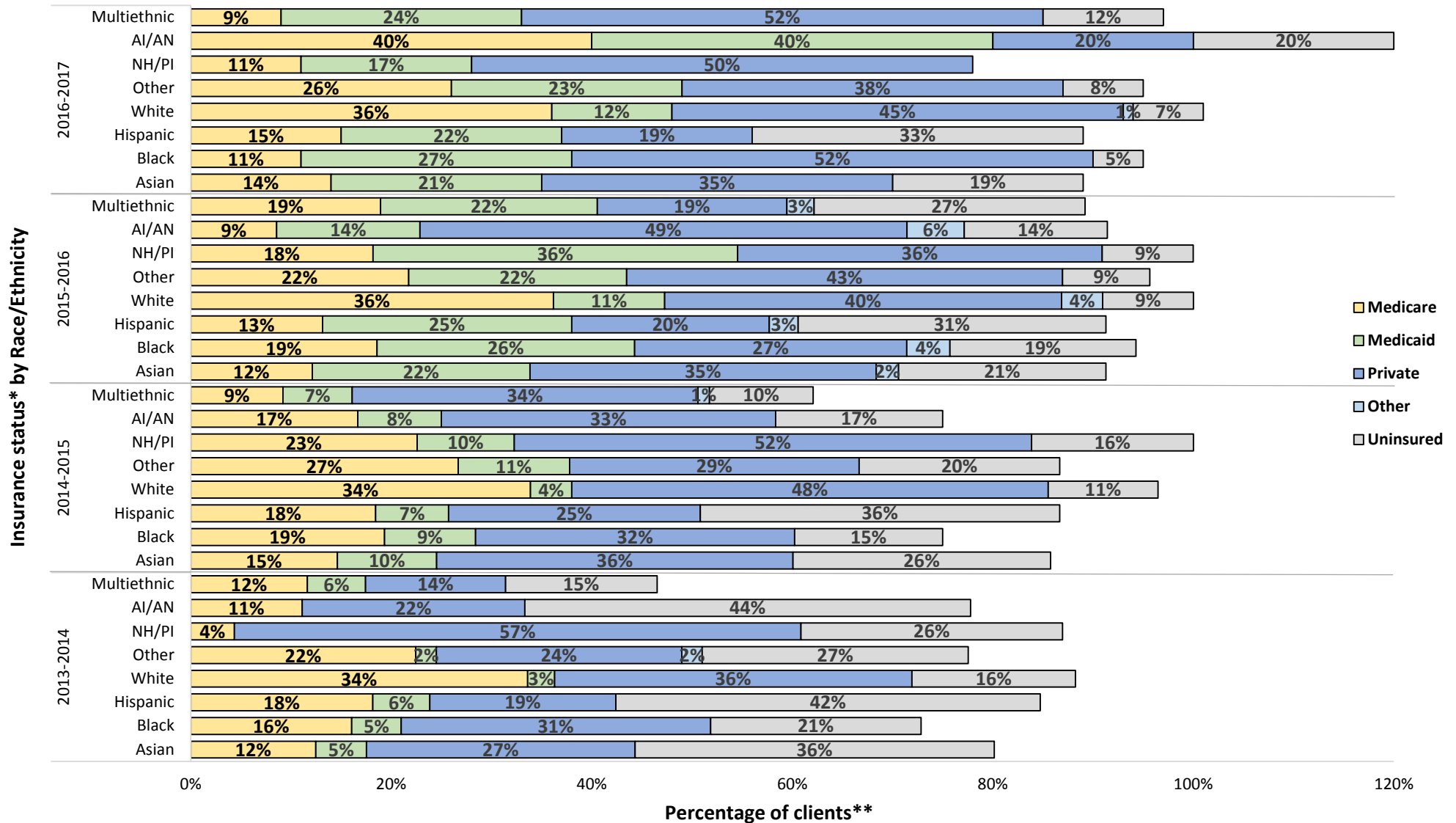


*Covered California began on January 1, 2014.

**Percentages may not total to 100% due to rounding, multiple responses and missing values.

Note: AI/AN = American Indian/Alaskan Native, NH/PI = Native Hawaiian/Pacific Islander

Figure 50. Insurance status of clients vaccinated at Flu Outreach Clinics, 2013-2014, 2014-2015, 2015-2016 and 2016-2017, by race/ethnicity in Service Planning Area 3 (San Gabriel), Flu Outreach Campaign. (Preliminary data)

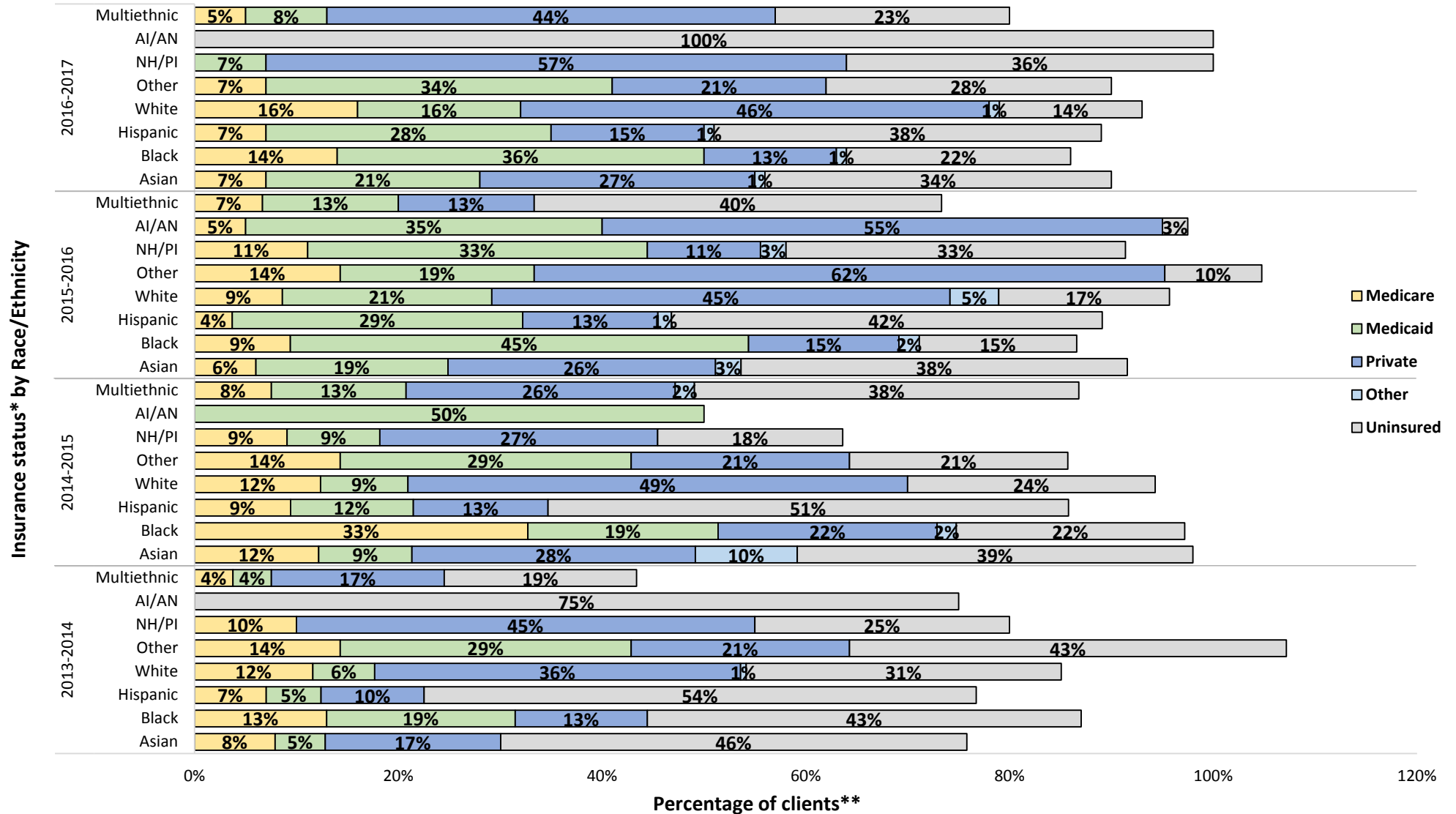


*Covered California began on January 1, 2014.

**Percentages may not total to 100% due to rounding, multiple responses and missing values.

Note: AI/AN = American Indian/Alaskan Native, NH/PI = Native Hawaiian/Pacific Islander

Figure 51. Insurance status of clients vaccinated at Flu Outreach Clinics, 2013-2014, 2014-2015, 2015-2016 and 2016-2017, by race/ethnicity in Service Planning Area 4 (Metro LA), Flu Outreach Campaign. (Preliminary data)

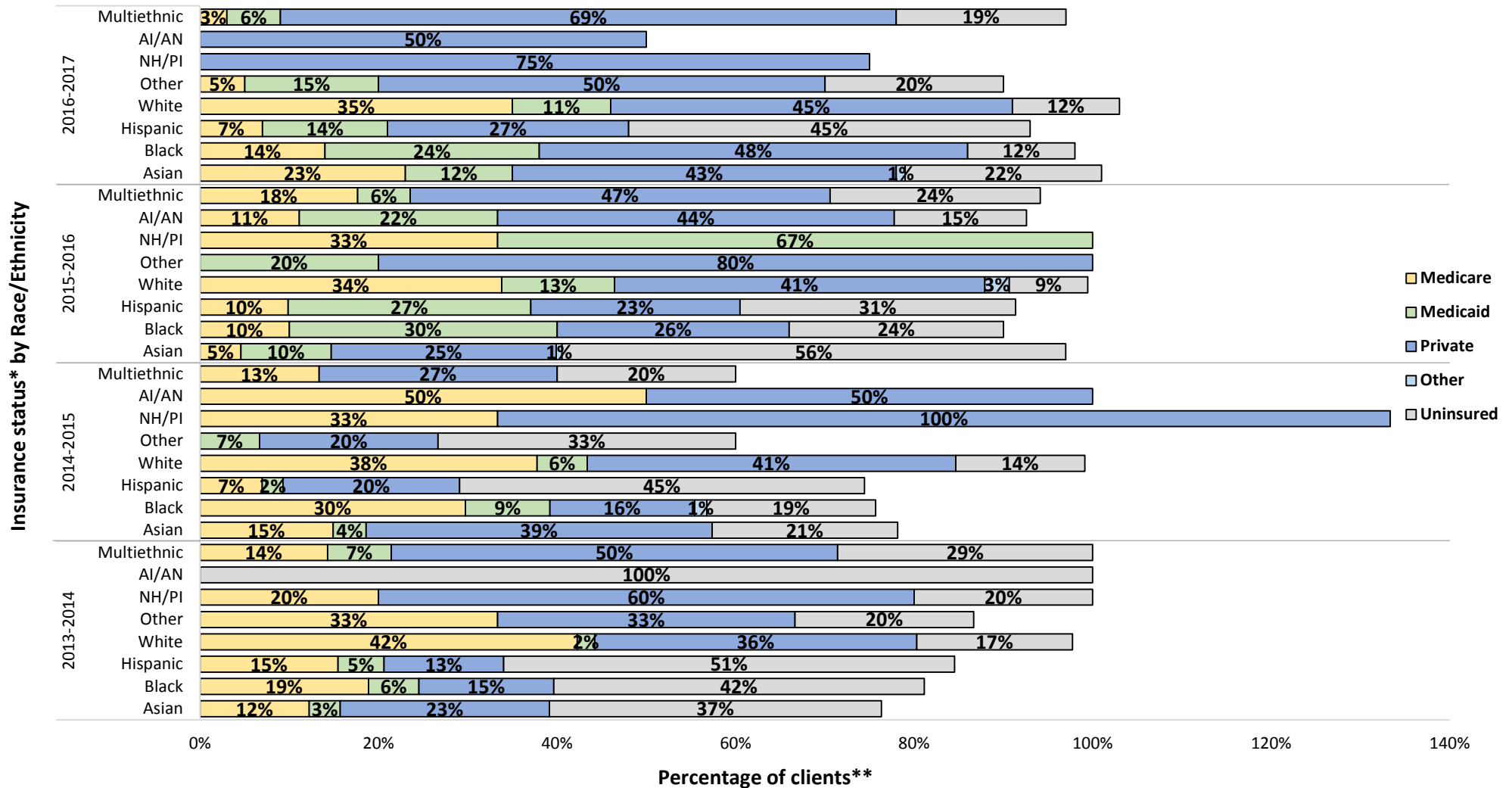


*Covered California began on January 1, 2014.

**Percentages may not total to 100% due to rounding, multiple responses and missing values.

Note: AI/AN = American Indian/Alaskan Native, NH/PI = Native Hawaiian/Pacific Islander

Figure 52. Insurance status of clients vaccinated at Flu Outreach Clinics, 2013-2014, 2014-2015, 2015-2016 and 2016-2017, by race/ethnicity in Service Planning Area 5 (West LA), Flu Outreach Campaign. (Preliminary data)

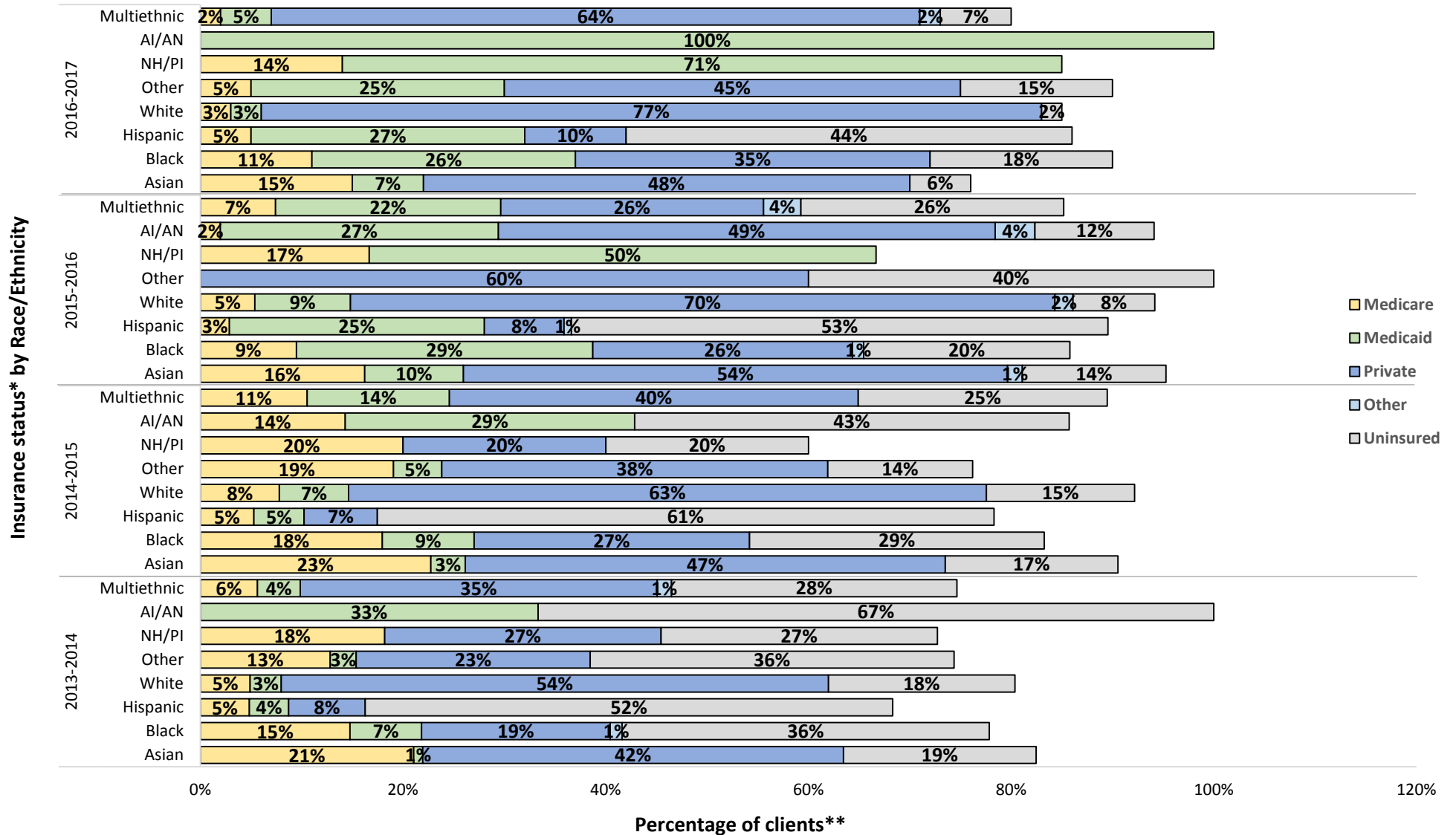


*Covered California began on January 1, 2014.

**Percentages may not total to 100% due to rounding, multiple responses and missing values.

Note: AI/AN = American Indian/Alaskan Native, NH/PI = Native Hawaiian/Pacific Islander

Figure 53. Insurance status of clients vaccinated at Flu Outreach Clinics, 2013-2014, 2014-2015, 2015-2016 and 2016-2017, by race/ethnicity in Service Planning Area 6 (South LA), Flu Outreach Campaign. (Preliminary data)

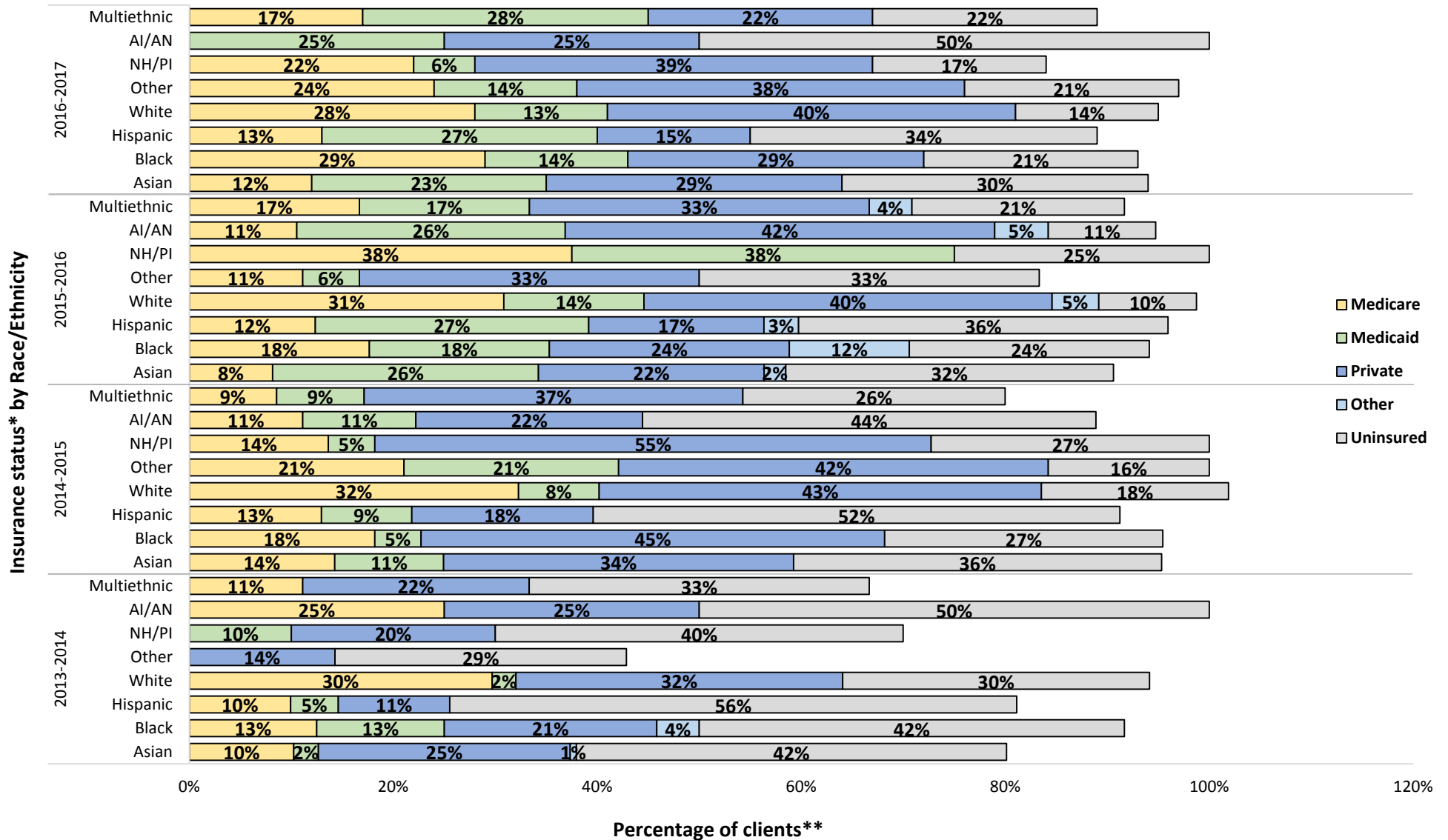


*Covered California began on January 1, 2014.

**Percentages may not total to 100% due to rounding, multiple responses and missing values.

Note: AI/AN = American Indian/Alaskan Native, NH/PI = Native Hawaiian/Pacific Islander

Figure 54. Insurance status of clients vaccinated at Flu Outreach Clinics, 2013-2014, 2014-2015, 2015-2016 and 2016-2017, by race/ethnicity in Service Planning Area 7 (East LA), Flu Outreach Campaign. (Preliminary data)

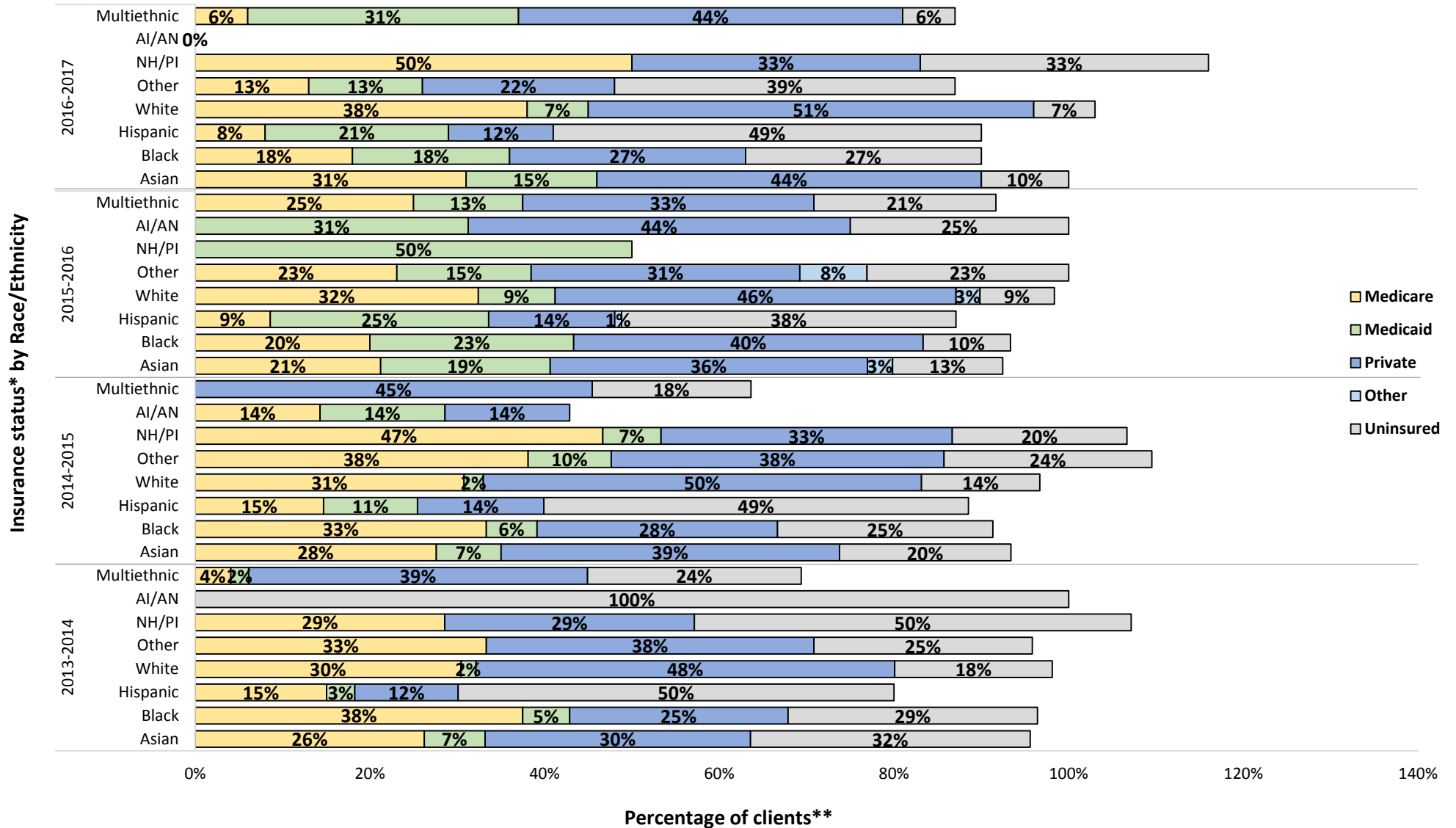


*Covered California began on January 1, 2014.

**Percentages may not total to 100% due to rounding, multiple responses and missing values.

Note: AI/AN = American Indian/Alaskan Native, NH/PI = Native Hawaiian/Pacific Islander

Figure 55. Insurance status of clients vaccinated at Flu Outreach Clinics, 2013-2014, 2014-2015, 2015-2016 and 2016-2017, by race/ethnicity in Service Planning Area 8 (South Bay), Flu Outreach Campaign. (Preliminary data)



*Covered California began on January 1, 2014.

**Percentages may not total to 100% due to rounding, multiple responses and missing values.

Note: AI/AN = American Indian/Alaskan Native, NH/PI = Native Hawaiian/Pacific Islander



Flu Vaccination Consent Form 2016 - 2017



Apellido										Primer Nombre										Inicial									
[Grid]										[Grid]										[Grid]									
Domicilio de Casa (número de casa y nombre de calle)															Número de apartamento														
[Grid]															[Grid]														
Ciudad															Código postal					Género									
[Grid]															[Grid]					<input type="radio"/> Masculino <input type="radio"/> Femenino									
Solamente el primer nombre de la mama del paciente															Fecha de nacimiento del paciente (ejemplo 05/22/1982)														
[Grid]															[Grid] / [Grid] / [Grid]														
Número de teléfono															Edad del paciente					Bebé (meses)									
[Grid]															[Grid]					[Grid]									
Raza/Origen étnico (elige uno):															<input type="radio"/> Asiático <input type="radio"/> Negro / Afroamericano <input type="radio"/> Hispano / Latino <input type="radio"/> Blanco <input type="radio"/> Nativo de Hawái / Isleño del Pacifico <input type="radio"/> Indio Americano / Nativo de Alaska <input type="radio"/> Multiracial <input type="radio"/> Otro														
¿Qué tipo de seguro de salud tiene usted?															<input type="radio"/> Ninguno <input type="radio"/> Privado (ej. Anthem Blue Cross, Kaiser Permanente) <input type="radio"/> Medi-Cal/Medicaid <input type="radio"/> Medicare <input type="radio"/> No sé <input type="radio"/> Otro seguro: _____														
1. ¿Tiene fiebre o está enfermo hoy?															<input type="radio"/> Si					<input type="radio"/> No									
2. ¿Está embarazada o piensa que puede estar embarazada?															<input type="radio"/> Si					<input type="radio"/> No									
3. ¿Ha tenido una reacción grave a la vacuna contra la gripe que requiere ayuda médica?															<input type="radio"/> Si					<input type="radio"/> No									
DOY MI CONSENTIMIENTO PARA LA VACUNA.										Si es menor de 18 años de edad, escriba el nombre del padre o del guardián legal en letra de molde.																			
Firma										[Grid]																			
PARA - NO ESCRIBE DEBAJO DE ESTA LIÑA															SCREENER INITIALS					[Grid]									
4. Do you have a severe allergy to eggs? [If YES, See Allergy Guidelines]															<input type="radio"/> Yes					<input type="radio"/> No									
5. Do you have an allergy to thimerosal?															<input type="radio"/> Yes					<input type="radio"/> No									
6. Do you have an allergy to latex? [Do not use Seqirus single-dose syringes]															<input type="radio"/> Yes					<input type="radio"/> No									
7. Do you have any of the following conditions? [If YES, IIV indicated] (Heart, Lung, Kidney or Liver Disease; Asthma; Cancer; Metabolic disease (i.e. diabetes); Blood Disorders (i.e. leukemia, lymphoma, sickle cell disease) Immune System Disorder (i.e. HIV/AIDS, steroid therapy)															<input type="radio"/> Yes					<input type="radio"/> No									
8. Have you ever had Guillain-Barré Syndrome (GBS)?															<input type="radio"/> Yes					<input type="radio"/> No									
Manufacturer and Lot Number															Flu Vaccine VIS (IIV) 08/07/2015														
INACTIVATED (Flu Shot - IIV)																													
Manufacturer <input type="radio"/> GSK <input type="radio"/> SEQ <input type="radio"/> SP															Dose <input type="radio"/> 1 <input type="radio"/> 2					Dosage <input type="radio"/> 0.25mL <input type="radio"/> 0.50mL					Site <input type="radio"/> OLD <input type="radio"/> ORD <input type="radio"/> LT <input type="radio"/> RT				
Lot # [Grid]																													
Date Administered (MM/DD/YYYY)															(example 10/20/2016)					PLEASE PRINT CLEARLY									
[Grid] / [Grid] / [Grid]															Admin Initials:					[Grid]									
Language Interpreter Signature:										Nurse Instructor Signature:																			
[Grid]										[Grid]																			

Spanish



2016 - 2017 年流感疫苗接种同意书(Flu Vaccination Consent Form)



姓										名										中间名首字母	
家庭住址 (号码和街道名)															公寓(房间)号码						
城市										邮政编码					性别						
															<input type="radio"/> 男 <input type="radio"/> 女						
只填写病人母亲的名字										病人出生日期 (年/月/日) (例如1982年5月22日)											
地区号			电话号码			病人年龄 (岁)					婴儿 (月)										
族裔 / 种族 (选择其中之一)										<input type="radio"/> 亚洲人 <input type="radio"/> 黑人 / 非洲裔美国人 <input type="radio"/> 西班牙裔/拉丁裔 <input type="radio"/> 白人 <input type="radio"/> 夏威夷原住民/太平洋岛屿人 <input type="radio"/> 美国印第安人/阿拉斯加原住民 <input type="radio"/> 多种族 <input type="radio"/> 其他											
您有什么类型的医疗保险? (可选择多项)																					
<input type="radio"/> 没有医疗保险 <input type="radio"/> 私人公司的医疗保险 (例如: Anthem 蓝十字, Kaiser Permanente) <input type="radio"/> 白卡(Medi-Cal/Medicaid) <input type="radio"/> 红蓝卡 (Medicare) <input type="radio"/> 我不知道 <input type="radio"/> 其他保险																					
1. 您今天是否发烧或生病了? <input type="radio"/> 是 <input type="radio"/> 否																					
2. 您是否怀孕了或认为可能怀孕了? <input type="radio"/> 是 <input type="radio"/> 否																					
3. 您是否对流感疫苗有严重的过敏反应而需要药物来控制? <input type="radio"/> 是 <input type="radio"/> 否																					
我同意接种所提供的疫苗 (签名)										十八岁以下须整齐填写父母或监护人的姓名											
请勿填写 (以下内容由医务人员填写)										SCREENER INITIALS											
4. Do you have a severe allergy to eggs? [If YES, See Allergy Guidelines]										<input type="radio"/> Yes <input type="radio"/> No											
5. Do you have an allergy to thimerosal?										<input type="radio"/> Yes <input type="radio"/> No											
6. Do you have an allergy to latex? [Do not use Seqirus single-dose syringes]										<input type="radio"/> Yes <input type="radio"/> No											
7. Do you have any of the following conditions? [If YES, IIV indicated] (Heart, Lung, Kidney or Liver Disease; Asthma; Cancer; Metabolic disease (i.e. diabetes); Blood Disorders (i.e. leukemia, lymphoma, sickle cell disease) Immune System Disorder (i.e. HIV/AIDS, steroid therapy)										<input type="radio"/> Yes <input type="radio"/> No											
8. Have you ever had Guillain-Barré Syndrome (GBS)?										<input type="radio"/> Yes <input type="radio"/> No											
Manufacturer and Lot Number										Flu Vaccine VIS (IIV) 08/07/2015											
INACTIVATED (Flu Shot - IIV)																					
Manufacturer <input type="radio"/> GSK <input type="radio"/> SEQ <input type="radio"/> SP										Dose <input type="radio"/> 1 <input type="radio"/> 2											
Lot # 										Dosage <input type="radio"/> 0.25mL <input type="radio"/> 0.50mL											
										Site <input type="radio"/> LD <input type="radio"/> RD <input type="radio"/> LT <input type="radio"/> RT											
Date Administered (MM/DD/YYYY) (example 10/20/2016)										PLEASE PRINT CLEARLY											
										Admin Initials: 											
Language Interpreter Signature:										Nurse Instructor Signature:											
Chinese																					



Flu Vaccination Consent Form 2016 - 2017



성 [Grid for Name]	이름 [Grid for Name]	중간이름 [Grid for Middle Name]
-----------------------------	------------------------------	---------------------------------------

집 주소 (집 번호와 거리 이름) [Grid for Address]	아파트 번호 [Grid for Apartment No.]
---	---

도시 [Grid for City]	우편번호 [Grid for Zip Code]	성별 <input type="radio"/> 남성 <input type="radio"/> 여성
------------------------------	------------------------------------	---

본인 어머니 이름을 써주십시오 (성은 쓰지 마십시오) [Grid for Mother's Name]	환자의 생년월일 (예: 월/일/생년) [Grid for Patient's Birth Date]
--	--

지역번호 전화번호 [Grid for Phone Number]	환자 나이 [Grid for Patient's Age]	유아 (몇개월) [Grid for Infant's Age]
--	--	--

인종 / 민족 (하나만 선택하세요)
 아시아인
 흑인/아프리카인 어메리칸
 히스패닉/중남미인
 백인
 하와이 원주민/ 태평양 군도 원주민
 아메리칸 인디언 / 알래스카 원주민
 다인종
 다른 인종

당신은 어떤 종류의 건강보험을 갖고있습니까? (해당하는 항목을 모두 표시하십시오)
 없음
 개인보험 (예: 엔텀 블루 크로스, 카이저 보험)
 메디칼 / 메디 케이드
 메디케어
 모르겠음
 '다른 보험: _____

1. 오늘 열이 있거나 아프십니까? 예 아니오
2. 임신 중이거나 혹은 임신일 거라고 생각하십니까? 예 아니오
3. 독감 백신에 대해서 의료 도움이 요구되는 심각한 반응을 보인 적이 있습니까? 예 아니오

본인은 오늘 제공되는 예방접종을 동의합니다 18세 이하인 경우, 부모 혹은 법적 보호자의 이름을 정자로 쓰십시오

멈춤 - 아래 부분은 작성하지 마십시오 **SCREENER INITIALS** [Grid]

4. Do you have a severe allergy to eggs? [If YES, See Allergy Guidelines]	<input type="radio"/> Yes <input type="radio"/> No
5. Do you have an allergy to thimerosal?	<input type="radio"/> Yes <input type="radio"/> No
6. Do you have an allergy to latex? [Do not use Seqirus single-dose syringes]	<input type="radio"/> Yes <input type="radio"/> No
7. Do you have any of the following conditions? [If YES, IIV indicated] (Heart, Lung, Kidney or Liver Disease; Asthma; Cancer; Metabolic disease (i.e. diabetes); Blood Disorders (i.e. leukemia, lymphoma, sickle cell disease) Immune System Disorder (i.e. HIV/AIDS, steroid therapy)	<input type="radio"/> Yes <input type="radio"/> No
8. Have you ever had Guillain-Barré Syndrome (GBS)?	<input type="radio"/> Yes <input type="radio"/> No

Manufacturer and Lot Number **Flu Vaccine VIS (IIV) 08/07/2015**

INACTIVATED (Flu Shot - IIV)

Manufacturer <input type="radio"/> GSK <input type="radio"/> SEQ <input type="radio"/> SP	Dose <input type="radio"/> 1 <input type="radio"/> 2	Dosage <input type="radio"/> 0.25mL <input type="radio"/> 0.50mL	Site <input type="radio"/> LD <input type="radio"/> RD <input type="radio"/> LT <input type="radio"/> RT
Lot # [Grid]			

Date Administered (MM/DD/YYYY) [Grid] / [Grid] / [Grid]	PLEASE PRINT CLEARLY Admin Initials: [Grid]
---	--

Language Interpreter Signature:	Nurse Instructor Signature:
---------------------------------	-----------------------------

Korean

Flu Schedule Template

County of Los Angeles - Department of Public Health www.publichealth.lacounty.gov/lp													
Date Emailed:		8/16/2016											
TO:		Angela Austin, RN, MSN/MPH											
FROM:		Public Health Center & SPA Curtis Tucker/ Torrance Health Center SPA 8											
		Flu Coordinator's Name, Title, and direct Telephone Number Nicole Henderson, EP PHN, 310-419-5308											
SUBJECT:		2016-2017 SEASONAL INFLUENZA OUTREACH CLINIC SCHEDULE											
Beginning In-House Flu Clinic Date:		10/21/2016											
Name of District:		Tucker/ Torrance											
SPA #:		SPA 8											
DIRECTIONS: Please use a separate line/row to add clinic sessions for the same date and site. Please do not print out spreadsheet and complete by hand. All information must be entered in this spreadsheet.													
Date of Clinic Session	TIME of Clinic Session				Venue Type	Target Population	Clinic Session Name	Address of Clinic Session				Vaccine Doses	
	Date (MM/DD/YYYY)	Start Time (H:#)	Start Time AM or PM	End Time (H:#)				End Time AM or PM	Outreach, School, Shelter etc	Children, Seniors, Homeless, or Immune Compromised Adults	Site Name	Street Address (DO NOT use any periods)	City
10/24/2016	10:30	AM	5:30	PM	Outreach	Children	HIS Senior Center	333333 S Main Blvd	Los Angeles	90010	4	325	325

2016-2017 Flu Vaccination Fax/Email Log for Service Planning Areas 1-8 (6/27/17)

(2016-2017 Influenza Campaign Data Entry Completion Logs sent to the attention of Leila Family and Shelly Hsu)

[(new*) = site not on original outreach list]

Clinic Session Date	Site Name	Venue	Target Population	Address	City	ZIP	Sup Dist	Health Center	Site Number	SPA	No. of People Vaccinated (cover sheet)	No. of Forms Received by Data Entry Tech	No. of Forms Entered by Data Entry Tech	Data Entry Completion Date
10/15/2016	Real Life Church*	Church	Homeless	23841 Newhall Ranch Rd	Valencia	91355	5	PA	216	2	25	25	25	12/20/2016
10/15/2016	Taste of Soul	Outreach	All	3900 S Crenshaw	Los Angeles	90008	2	PH	601	6	127	127	127	12/29/2016
10/15/2016	Lennox Middle School	School	Children	11033 Buford Ave	Lennox	90304	2	CT	811	8	76	71	71	12/15/2016
10/18/2016	Val Verde Park	Community Center	All	30300 Arlington St	Val Verde	91384	5	PA	201	2	108	108	107	12/23/2016
10/18/2016	Pico Rivera Senior Center	Senior Center	All	9200 Mines Ave	Pico Rivera	90660	1	WH	701	7	177	177	177	12/29/2016
10/19/2016	United Methodist Church	Church	All	1008 11th St	Santa Monica	90403	3	SM	501	5	153	153	151	12/20/2016
10/19/2016	Iacoboni Library	Library	All	4990 Clark Ave	Lakewood	90712	4	WH	702	7	70	70	70	1/25/2017
10/19/2016	Alpine Elementary School	School	children	8244 E Pearlblossom Hwy	Littlerock	93543	5	AV	101	1	135	135	135	1/3/2017
10/19/2016	La Verne Community Center	Senior Center	Seniors	3680 "D" St	La Verne	91750	5	PO	301	3	113	113	113	12/22/2016
10/19/2016	Chinatown Senior Center	Senior Center	Seniors, Immune Compromised Adults	600 N Broadway St	Los Angeles	90012	1	CE	401	4	92	92	92	1/3/2017
10/20/2016	Veterans Memorial Building	Community Center	All	4117 Overland Ave	Culver City	90230	2	SM	502	5	124	124	124	1/5/2017
10/20/2016	City of Signal Hill Community Center	Community Center	All	1780 E Hill St	Signal Hill	90755	4	WH	703	7	28	28	28	12/22/2016
10/20/2016	Arroyo Vista	Outreach	Children, Seniors, Immune	6000 N Figueroa St	Los Angeles	90042	1	CE	402	4	152	152	152	12/28/2016
10/20/2016	Korean American Federation	Outreach	All	981 S Western Ave	Los Angeles	90006	2	HW	403	4	108	108	108	2/13/2017
10/20/2016	Steinmetz Senior Center	Senior Center	Seniors	1545 S Stimson Ave	Hacienda Heights	91745	4	PO	302	3	83	83	83	1/9/2017

Return this Cover Sheet to the Office of Health Assessment & Epidemiology
 within 3 BUSINESS DAYS after each outreach ends

Email to, zmobasher@ph.lacounty.gov and cc shsu@ph.lacounty.gov and LFamily@ph.lacounty.gov or
 FAX to (213) 250-2594.

All outreach staff must clearly **PRINT** their own name, **PRINT** initials, and flu form initials (i.e., initials as they appear on the flu forms)

Cover Sheet Submitted by:

Date ___/___/___ First Name: _____ Last Name: _____

Phone# () _____ - _____ Email _____@ph.lacounty.gov

PLEASE PRINT NEATLY

Outreach Date:				Number of People Vaccinated:	#
Clinic Site Name:					
Clinic Site Address:					
DPH Public Health Center Conducting Outreach Clinic:				SPA Conducting Outreach:	
Vaccine Information* <i>(See manufacturer abbreviations below)</i>	Manufacturer:	Manufacturer:	Manufacturer:	Manufacturer:	
	Lot #:	Lot #:	Lot #:	Lot #:	
*SP-Sanofi Pasteur, SEQ-Seirus, GSK-GlaxoSmithKline					

PLEASE PRINT NAME (Example: Susan R. Smith, RN)		Check if you served in any of the following roles at this outreach clinic	Printed Initials (Ex: SRS)	Flu Form Initials (Ex: SRS)
1.		<input type="checkbox"/> Vaccinator <input type="checkbox"/> Screener <input type="checkbox"/> Volunteer		
2.		<input type="checkbox"/> Vaccinator <input type="checkbox"/> Screener <input type="checkbox"/> Volunteer		
3.		<input type="checkbox"/> Vaccinator <input type="checkbox"/> Screener <input type="checkbox"/> Volunteer		
4.		<input type="checkbox"/> Vaccinator <input type="checkbox"/> Screener <input type="checkbox"/> Volunteer		
5.		<input type="checkbox"/> Vaccinator <input type="checkbox"/> Screener <input type="checkbox"/> Volunteer		
6.		<input type="checkbox"/> Vaccinator <input type="checkbox"/> Screener <input type="checkbox"/> Volunteer		
7.		<input type="checkbox"/> Vaccinator <input type="checkbox"/> Screener <input type="checkbox"/> Volunteer		
8.		<input type="checkbox"/> Vaccinator <input type="checkbox"/> Screener <input type="checkbox"/> Volunteer		
9.		<input type="checkbox"/> Vaccinator <input type="checkbox"/> Screener <input type="checkbox"/> Volunteer		
10.		<input type="checkbox"/> Vaccinator <input type="checkbox"/> Screener <input type="checkbox"/> Volunteer		

	PLEASE PRINT NAME (Example: Susan R. Smith, RN)	Check if you served in any of the following roles at this outreach clinic	Printed Initials (Ex: SRS)	Flu Form Initials (Ex: <i>SRS</i>)
13.		<input type="checkbox"/> Vaccinator <input type="checkbox"/> Screener <input type="checkbox"/> Volunteer		
14.		<input type="checkbox"/> Vaccinator <input type="checkbox"/> Screener <input type="checkbox"/> Volunteer		
15.		<input type="checkbox"/> Vaccinator <input type="checkbox"/> Screener <input type="checkbox"/> Volunteer		
16.		<input type="checkbox"/> Vaccinator <input type="checkbox"/> Screener <input type="checkbox"/> Volunteer		
17.		<input type="checkbox"/> Vaccinator <input type="checkbox"/> Screener <input type="checkbox"/> Volunteer		
18.		<input type="checkbox"/> Vaccinator <input type="checkbox"/> Screener <input type="checkbox"/> Volunteer		
19.		<input type="checkbox"/> Vaccinator <input type="checkbox"/> Screener <input type="checkbox"/> Volunteer		
20.		<input type="checkbox"/> Vaccinator <input type="checkbox"/> Screener <input type="checkbox"/> Volunteer		
21.		<input type="checkbox"/> Vaccinator <input type="checkbox"/> Screener <input type="checkbox"/> Volunteer		
22.		<input type="checkbox"/> Vaccinator <input type="checkbox"/> Screener <input type="checkbox"/> Volunteer		
23.		<input type="checkbox"/> Vaccinator <input type="checkbox"/> Screener <input type="checkbox"/> Volunteer		
24.		<input type="checkbox"/> Vaccinator <input type="checkbox"/> Screener <input type="checkbox"/> Volunteer		
25.		<input type="checkbox"/> Vaccinator <input type="checkbox"/> Screener <input type="checkbox"/> Volunteer		
26.		<input type="checkbox"/> Vaccinator <input type="checkbox"/> Screener <input type="checkbox"/> Volunteer		
27.		<input type="checkbox"/> Vaccinator <input type="checkbox"/> Screener <input type="checkbox"/> Volunteer		
28.		<input type="checkbox"/> Vaccinator <input type="checkbox"/> Screener <input type="checkbox"/> Volunteer		
29.		<input type="checkbox"/> Vaccinator <input type="checkbox"/> Screener <input type="checkbox"/> Volunteer		
30.		<input type="checkbox"/> Vaccinator <input type="checkbox"/> Screener <input type="checkbox"/> Volunteer		
31.		<input type="checkbox"/> Vaccinator <input type="checkbox"/> Screener <input type="checkbox"/> Volunteer		
32.		<input type="checkbox"/> Vaccinator <input type="checkbox"/> Screener <input type="checkbox"/> Volunteer		
33.		<input type="checkbox"/> Vaccinator <input type="checkbox"/> Screener <input type="checkbox"/> Volunteer		
34.		<input type="checkbox"/> Vaccinator <input type="checkbox"/> Screener <input type="checkbox"/> Volunteer		
35.		<input type="checkbox"/> Vaccinator <input type="checkbox"/> Screener <input type="checkbox"/> Volunteer		
36.		<input type="checkbox"/> Vaccinator <input type="checkbox"/> Screener <input type="checkbox"/> Volunteer		
37.		<input type="checkbox"/> Vaccinator <input type="checkbox"/> Screener <input type="checkbox"/> Volunteer		
38.		<input type="checkbox"/> Vaccinator <input type="checkbox"/> Screener <input type="checkbox"/> Volunteer		
39.		<input type="checkbox"/> Vaccinator <input type="checkbox"/> Screener <input type="checkbox"/> Volunteer		
40.		<input type="checkbox"/> Vaccinator <input type="checkbox"/> Screener <input type="checkbox"/> Volunteer		

Purpose: To have a procedure in place to ensure that the influenza (flu) consent forms and cover sheets, are accurately completed, and promptly transported to the Office of Health Assessment and Epidemiology (OHAE) for data entry purposes. Outreach clinics are defined as any flu clinic conducted outside of the Department of Public Health (DPH) in-house immunization clinic.

Influenza Outreach Forms

The following forms shall be provided to patients receiving an influenza vaccination:

- Vaccine Information Sheet
- 2016-2017 Influenza Consent Form

During the outreach

- The nurse in-charge of the outreach clinic must review and complete the CHS Influenza Coversheet. Indicate if each participant is a vaccinator or screener.
- Each person participating in the outreach should sign his/her own name and initials on the Coversheet.
 - Initials should be signed the same was as they are signed on the *Flu Vaccination Form 2016-2017*.
- All flu doses administered at outreach clinics conducted by CHS staff will utilize the *Flu Vaccination Form 2016 -2017*.
- Screeners must review each vaccination form to ensure the following fields are complete, accurate, and legible:
 - Last Name
 - First Name
 - Date of Birth
 - Zip Code
 - Phone Number
 - Gender
 - Mother's First Name
 - Race/ethnicity
 - Pregnancy Status
 - Manufacturer
 - Lot Number
 - Site of Administration
 - Staff Initials
 - Date of Administration
 - Insurance Coverage

Checklist to Prepare Forms for Data Entry

After the outreach:

- The nurse in-charge must review and complete the Cover Sheet for CHS Flu Outreach Clinics, 2016-2017 and attach to the vaccination consent forms. All of the information on the cover sheet must be completed.
- Check to make sure all of the names and initials of the screeners and vaccinators are listed on the Cover Sheet for CHS Flu Outreach Clinics, 2016-2017.
- Sort the “2016-2017 Flu Vaccination Consent Forms” by the vaccinator’s initials. For example, all forms signed by Susan R. Smith with the initials SRS should be paper clipped together.
- Review the vaccination forms for completeness. Correct forms missing the following information:
 - Type of vaccine
 - Lot numbers should match those listed on the cover sheet
 - Date vaccine administered

CHS Flu Outreach Cover Sheets

After the outreach clinic:

- Within 3 business days of the flu outreach, the flu coordinator (or designee) shall fax or email the CHS Flu Outreach Cover Sheets to the OHAE. Faxed forms should be sent to: 213-250-2594. Forms sent via email should be sent to the attention of Leila Family, Epi Analyst at: lfamily@ph.lacounty.gov or Shelly Hsu, Epi Analyst at: shsu@ph.lacounty.gov.
- The flu coordinator (or designee) shall ensure all consent forms are properly batched with the CHS Flu Outreach cover sheet on top and delivered to the OHAE on the Monday following the outreach. Forms should be delivered to:
 - Office of Health Assessment and Epidemiology
313 N. Figueroa St. Room #127
Los Angeles, CA 90012
***Sign in with Jeremy Huang**

- Once all forms are entered, the OAHE will send all batched forms to CHS Administration, to the attention of Angela Austin, CHS Flu Coordinator.
- The CHS Flu Coordinator will work with the Area Nurse Managers to ensure that these batched forms are returned to the appropriate health center.

Codebook for Flu Vaccination 2016-2017
Created 9.12.2016 / Updated 4.3.2017
Community Health Services/Epidemiology Unit

Pos	Variable Name	Variable Label	Type	Coded Values	Data Entry Guidelines
1	sdist	Supervisorial District of the Outreach	Numeric	1 = Supervisorial District 1 2 = Supervisorial District 2 3 = Supervisorial District 3 4 = Supervisorial District 4 5 = Supervisorial District 5	N/A
2	spa	SPA by Health Center that is managing the Outreach	Numeric	1 = SPA 1 2 = SPA 2 3 = SPA 3 4 = SPA 4 5 = SPA 5 6 = SPA 6 7 = SPA 7 8 = SPA 8	N/A
3	center	Health Center managing the Outreach	Character	AV = Antelope Valley CE = Central CT = Curtis Tucker GL = Glendale HW = Hollywood Wilshire MO = Monrovia NH = North Hollywood PA = Pacoima PH = Center for Public Health (MLK) PO = Pomona SM = Simms Mann Burke WH = Whittier	N/A
4	outside	Site Number of the Outreach	Numeric	101-811	N/A
5	id	Patient's ID form	Numeric	N/A	ID auto-generated from the access database
6	lang	Language of the form	Numeric	1 = English 2 = Spanish 3 = Chinese 4 = Korean	
7	pt_lname	Patient's last name	Character	N/A	If last name is left blank, leave blank.
8	pt_fname	Patient's first name	Character	N/A	If first name is left blank, leave blank.
9	pt_mname	Patient's middle initial	Character	N/A	If middle initial is left blank, leave blank.
10	city	Patient's city of residence	Character	N/A	If city is left blank, type missing.
11	zipcode	Patient's zip code of residence	Numeric	N/A 88888 = Homeless	If patient wrote homeless, enter '88888'; If zipcode is left blank, enter '99999'.

Pos	Variable Name	Variable Label	Type	Coded Values	Data Entry Guidelines
				99999 = Missing	
12	sex	Patient's gender	Numeric	1 = Male 2 = Female 9 = Missing	If gender is left blank, enter '9'.
13	birth_mom_fname	Mother's first name	Character	N/A	If mother's first name is blank, leave blank. If first and last name are written, only enter first name.
14	phone	Patient's phone number	Character	N/A	If phone number is missing, leave blank.
15	dob	Patient's date of birth	Date	MM/DD/YYYY	If date of birth is missing, leave blank.
16	age	Patient's age	Numeric	999 = Missing	If age is missing, enter '999'. Field is intended for patients aged 1 year or older.
17	months	Infant age	Numeric	99 = Missing	If age is missing, enter '99'. Field is intended for patients aged less than 1 year.
18	race	Patient's race/ethnicity	Numeric	1 = Asian 2 = Black/African American 3 = Hispanic/Latino 4 = White 5 = Native Hawaiian/Pacific Islander 6 = American Indian/Alaskan Native 7 = Multi-race 8 = Other 9 = Missing	If Hispanic is selected in addition to another race, enter '3'. If two or more races are selected (and Hispanic is not one of the selections), enter '8'. If the race field is left blank, select '9'.
19	none	Patient has no insurance	Numeric	1 = Yes 2 = No	
20	private	Patient has private insurance	Numeric	1 = Yes 2 = No	
21	medicaid	Patient has Medi-Cal/Medicaid	Numeric	1 = Yes 2 = No	
22	medicare	Patient has Medicare	Numeric	1 = Yes 2 = No	
23	dk	Patient does not know insurance status	Numeric	1 = Yes 2 = No	
24	other	Patient has other insurance	Numeric	1 = Yes 2 = No	If patient has written in a type of insurance on the consent form, enter '1'.
25	other_sp	Specify other insurance	Character	N/A	Enter the type of insurance patient wrote on the consent form, as is.
26	insure_miss	Patient's insurance status is missing	Numeric	1 = Yes 2 = No	If all insurance status variables are left blank, choose '1'.
27	risk	Patient is pregnant or thinks they may be pregnant	Numeric	1 = Yes 2 = No 9 = Missing	If unmarked, enter '9'.
28	vac_code	Type of vaccine	Numeric	1 = Inactivated	Only inactivated vaccine for 2016 Flu

Pos	Variable Name	Variable Label	Type	Coded Values	Data Entry Guidelines
29	manu	Manufacturer	Numeric	1 = Glaxo Smith Kline (GSK) 2 = Seqirus (SEQ) 3 = Sanofi Pasteur (SP) 9 = Missing	If unmarked, enter '9'.
30	lot_num	Lot Number	Numeric	1 = 18588T (SEQ) 2 = 185887 (SEQ) 3 = 53T43 (GSK) 4 = AE735 (GSK) 5 = E97K2 (GSK) 6 = UT5594LA (SP) 7 = UI678AE (SP) 999 = Missing	#1 is a typo. Same as #2. If lot number is left blank, enter '999'. #3 only given to SM is this lot number valid for 2016-2017?
31	vac_dose	Dose 1 or 2	Numeric	1 = Dose 1 2 = Dose 2 9 = Missing	If unmarked, enter '9'.
32	dose	Dosage	Numeric	1 = 0.25mL 2 = 0.50mL 9 = Missing	if dosage is left blank, enter '9'.
33	bsite_code	Site of injection	Numeric	1 = Left deltoid (LD) 2 = Right deltoid (RD) 3 = Left thigh (LT) 4 = Right thigh (RT) 9 = Missing	If bsite_code is left blank, enter '9'.
34	vac_date	Date administered	Date	MM/DD/YYYY	
35	inj_by	Vaccinator	Numeric	1-310 999 = Missing	If inj_by is left blank, enter '999'
36	dateent	Date form entered into Access database	Date	MM/DD/YYYY	
37	entby	Initials of person completing data entry	Character	N/A	



Flu Vaccination Consent Form 2016 - 2017

Last Name pt_lname										First Name pt_fname										MI pt_mname	
Home Address (House Number and Street Name)										Apt Number											
City city										Zip Code zipcode				Gender sex <input type="radio"/> Male <input type="radio"/> Female							
Patient's Mother's First Name Only birth_mom_fname										Patient's Date of Birth (example 05/22/1982) dob / /											
Area Code				Phone Number phone						Patient's Age age		Infant (Months) months									
Race/Ethnicity (Choose One) race <input type="radio"/> Asian 1 <input type="radio"/> Black/African American 2 <input type="radio"/> Hispanic/Latino 3 <input type="radio"/> White 4 <input type="radio"/> Native Hawaiian/Pacific Islander 5 <input type="radio"/> American Indian/Alaskan Native 6 <input type="radio"/> Multi-Race 7 <input type="radio"/> Other 8																					
What type of health insurance do you have? (Check all that apply) 9=missing <input type="radio"/> None none <input type="radio"/> Private (ex. Anthem Blue Cross, Kaiser Permanente) private insure_miss <input type="radio"/> Medi-Cal/Medicaid medicaid <input type="radio"/> Medicare medicare <input type="radio"/> I don't know dk <input type="radio"/> Other insurance: other_sp																					
1. Do you have a fever or are you sick today?										<input type="radio"/> Yes		<input type="radio"/> No									
2. Are you pregnant or do you think you may be pregnant? risk										<input type="radio"/> Yes		<input type="radio"/> No									
3. Have you had a serious reaction to flu vaccine requiring medical help?										<input type="radio"/> Yes		<input type="radio"/> No									
I CONSENT TO THE VACCINATION PROVIDED						If under 18 years of age, PRINT name of parent or legal guardian															
STOP - DO NOT WRITE BELOW THIS LINE																					
										SCREENER INITIALS											
4. Do you have a severe allergy to eggs? [If YES, See Allergy Guidelines]										<input type="radio"/> Yes		<input type="radio"/> No									
5. Do you have an allergy to thimerosal?										<input type="radio"/> Yes		<input type="radio"/> No									
6. Do you have an allergy to latex? [Do not use Seqirus single-dose syringes]										<input type="radio"/> Yes		<input type="radio"/> No									
7. Do you have any of the following conditions? [If YES, IIV indicated] (Heart, Lung, Kidney or Liver Disease; Asthma; Cancer; Metabolic disease (i.e. diabetes); Blood Disorders (i.e. leukemia, lymphoma, sickle cell disease) Immune System Disorder (i.e. HIV/AIDS, steroid therapy)										<input type="radio"/> Yes		<input type="radio"/> No									
8. Have you ever had Guillain-Barré Syndrome (GBS)?										<input type="radio"/> Yes		<input type="radio"/> No									
Manufacturer and Lot Number vac_code Flu Vaccine VIS (IIV) 08/07/2015																					
INACTIVATED (Flu Shot - IIV) 9=missing bsite_code																					
Manufacturer <input type="radio"/> GSK <input type="radio"/> SEQ <input type="radio"/> SP manu				vac_dose Dose <input type="radio"/> 1 <input type="radio"/> 2 1 2				dose <input type="radio"/> 0.25mL 1 Dosage <input type="radio"/> 0.50mL 2				<input type="radio"/> LD 1 <input type="radio"/> RD 2 Site <input type="radio"/> LT 3 <input type="radio"/> RT 4									
lot_num Lot #																					
Date Administered vac_date (MM/DD/YYYY) (example 10/20/2016)										PLEASE PRINT CLEARLY inj_by		Admin Initials:									
Language Interpreter Signature:										Nurse Instructor Signature:											
English																					

ID	<input type="text" value="1"/>	2016 - 2017 Flu Vaccination Consent Form		Supervisorial District	<input type="text"/>
Language	<input type="text"/>			Health Center	<input type="text"/>
				Outreach Site	<input type="text"/>
				SPA	<input type="text"/>
Last Name	<input type="text"/>	First Name	<input type="text"/>	MI	<input type="text"/>
City	<input type="text"/>	Zipcode	<input type="text"/>	Gender	<input type="text"/>
Mother's Name	<input type="text"/>	Date of Birth	<input type="text"/>	Age	<input type="text"/>
Phone	<input type="text"/>	Race	<input type="text"/>	Months	<input type="text" value="99"/>
What type of health insurance do you have?					
		None	<input type="text"/>	Private	<input type="text"/>
Medicaid/Medi-Cal	<input type="text"/>	Medicare	<input type="text"/>	Don't know	<input type="text"/>
Missing	<input type="text"/>	Other	<input type="text"/>	Specify	<input type="text" value="N/A"/>
Pregnant	<input type="text"/>				
Vaccine Type	<input type="text" value="1"/>	Manufacturer	<input type="text"/>		
Lot Number	<input type="text"/>	Vaccine Dose	<input type="text"/>	Dosage (mL)	<input type="text"/>
				Injection Site	<input type="text"/>
		Date Administered	<input type="text"/>	Admin Initials	<input type="text"/>
		Date Entered	<input type="text" value="7/6/2017"/>	Entered by	<input type="text"/>

Please use this protocol and the codebook to guide you through entering Flu Vaccination Consent Forms into your Access Database. If you have questions about data entry, please contact Leila, Shelly, Jennifer or Lisa.

Community Health Services Contacts:

Angela Austin 241 N Figueroa St. Room 306	Phone: 213-250-8519 Email: aaustin@ph.lacounty.gov
Shelly Hsu 313 N Figueroa St. Room 117	Phone: 213-250-8553 Email: shsu@ph.lacounty.gov
Zahra Mobasher 313 N Figueroa St. Room 117	Phone: 213-989-7042 Email: zmobasher@ph.lacounty.gov
Sona Oksuzyan 313 N Figueroa St. Room 117	Phone: 213-240-8088 Email: soksuzyan@ph.lacounty.gov

Office of Health Assessment Contacts:

Lisa V. Smith 313 N Figueroa St. Room 127	Phone: 323-231-7640 Email: lismith@ph.lacounty.gov
Jennifer Piron 313 N Figueroa St. Room 117	Phone: 213-250-8638 Email: jpiron@ph.lacounty.gov
Leila Family 313 N Figueroa St. Room 117	Phone: 213-989-7118 Email: lfamily@ph.lacounty.gov
Stephanie Hunter 313 N Figueroa St. Room 127	Phone: 323-240-7785 Email: stehunter@ph.lacounty.gov
Jeremy Huang 313 N Figueroa St. Room 127	Phone: 213-240-7785 Email: jehuang@ph.lacounty.gov
Sandra Kelly 313 N Figueroa St. Room 127	Phone: 213-240-7785 Email: skelly@ph.lacounty.gov

Receiving Your Data Entry Assignment

CHS will deliver forms to Jeremy Huang/Stephanie Hunter weekly. These batches WILL BE logged in by Jeremy or Stephanie. Stephanie will verify the information on the cover sheet and Leila will record this information in the Data Entry Log. Data entry staff will receive an email stating when a new batch becomes available. Once you receive the Data Entry Completion Log from Leila, you may pick up your batch from the locked cabinet in Room 127.

Receiving Your Batch

- 1) After obtaining the batch, record the date you received the forms on the Data Entry Completion Log.

- 2) Check that the outreach date on the Cover Sheet matches the Date Administered field on the forms. Also check the lot numbers against the Cover Sheet in order to ensure that lot numbers are valid and were used on the date of the outreach. If there is a discrepancy, please email Leila, Shelly, or Jennifer.

Sorting and Counting the Forms

- 1) Sort the Flu Vaccination Consent Forms by the vaccinator's initials (group all the forms with the same vaccinator together). Please number the forms in sequential order (upper right corner) in pencil and keep the forms in the order of data entry by using paper clips/binder clips after data entry is complete so data cleaning will be more efficient. On a post-it, write the vaccinator code and the total number of forms counted for that vaccinator and attach to the first page of clipped forms.
- 2) Match the vaccinator's initials on the forms to the initials on the Cover Sheet. If the vaccinator's initials are on the form, but missing from the Cover Sheet, scan and email the flu consent form (bottom half starting from "Manufacturer and Lot Number") and the cover sheet to Leila and Shelly. Leila or Shelly will forward the information to Angela or a Nurse Manager and include you on the email. Do not enter the form until a response from Leila or Shelly is received in addition to an updated codebook.
- 3) If there are duplicate forms/carbon copies, do not enter the duplicate. Count as one and staple the duplicate forms together. If a duplicate was entered by mistake, document the ID number of the duplicate form in the "Problems Encountered" section of the completion log, but do not delete from the database
- 4) Count the number of Vaccination Consent Forms and record that number on the Data Entry Completion Log.
- 5) If you receive forms that are in a language other than English and require translation (i.e., Spanish, Chinese or Korean), please inform Leila and Shelly. They will contact the appropriate person for translation. Please put a post-it on the edge of forms that need translations. Please enter all other forms in your batch while waiting for translation. If you do not have other forms, another batch will be assigned to you in the meantime. After translations have been received, finish your current batch and then return to the previous batch to enter translations.

The Database

The Access databases will be stored on the shared drive named **chs-epi**. A file folder with your name will house all databases assigned to you by Shelly Hsu or Leila Family. You will receive a separate email with the password for the databases.

2016 - 2017 Flu Vaccination Consent Form					
ID	<input type="text"/>	Supervisorial District	<input type="text"/>	Health Center	<input type="text"/>
Language	<input type="text"/>	Outreach Site	<input type="text"/>	SPA	<input type="text"/>
Last Name	<input type="text"/>	First Name	<input type="text"/>	MI	<input type="text"/>
City	<input type="text"/>	Zipcode	<input type="text"/>	Gender	<input type="text"/>
Mother's Name	<input type="text"/>	Date of Birth	<input type="text"/>	Age	<input type="text"/>
Phone	<input type="text"/>	Race	<input type="text"/>	Months	<input type="text"/>
What type of health insurance do you have?					
None		<input type="checkbox"/>	Private		<input type="checkbox"/>
Medicaid/Medi-Cal	<input type="checkbox"/>	Medicare	<input type="checkbox"/>	Don't know	<input type="checkbox"/>
Other	<input type="checkbox"/>	Specify	<input type="text" value="N/A"/>		
Missing	<input type="checkbox"/>				
Pregnant	<input type="checkbox"/>				
Vaccine Type	<input type="text" value="1"/>	Manufacturer	<input type="text"/>	Lot Number	<input type="text"/>
Vaccine Dose	<input type="text"/>	Dosage (mL)	<input type="text"/>	Injection Site	<input type="text"/>
Date Administered	<input type="text"/>	Admin Initials	<input type="text"/>		
Date Entered	<input type="text" value="10/26/2016"/>	Entered by	<input type="text"/>		

Database (updated by Sona), distributed by Shelly and Leila

Begin Data Entry

- Double-check the name of the database, site number, and outreach date against the Cover Sheet in your batch.
- When navigating through the database, use the Tab key to quickly move between fields. All text entered will appear as uppercase.
- Enter the information as best as you can read it on the Flu Vaccination Consent Form.
- Enter exactly what is documented on the form.
- Do not fill in missing information or write on the forms in any way.
- Refer to the codebook for all additional data entry instructions.
- If you are in the middle of a batch at the end of your shift, return the forms to the cabinet and email Leila Family and Shelly Hsu to let them know that you are in the process of data entry and will continue later.

What to do after a batch is entered

- 1) Complete the Data Entry Completion Log (number of forms entered, database name, and any problems encountered).
- 2) Email and scan a copy of the Data Entry Completion Log and cover sheets to Leila and Shelly to notify them that data entry is complete. Use the name of the database as the subject line of your email AND the title of the PDF document (first page: Completion Log and second page: Cover Sheet).
- 3) Leila and Shelly will put the scanned cover sheets and Completion Log onto the CHS-EPI shared drive.
- 4) Leila will update the Flu Master Log upon receiving the Data Entry Completion Log.
- 5) Return the forms to the cabinet.
- 6) If you are the last one leaving, please be sure to lock the cabinet drawer.

2016-2017 Flu Campaign Data Entry Completion Log

Outreach Site Name:

Outreach Site Number:

Outreach Date/Date Administered:

Number of People Vaccinated:

Data Entry Staff Name:

Date Forms Received: _____ / _____ / _____	Number of Forms Received: _____
Date Forms Returned: _____ / _____ / _____	Number of Forms Entered: _____

Name of Person Forms Returned to: _____

Database Name: _____

Problems Encountered: _____

Table A1. Influenza Vaccine Accountability (n=13,388) for 2016-2017 Influenza Outreaches by Health Center, Date Administered, Lot Number, and Doses Given by Patient's Age (Preliminary data).^{1,2}

Health Center	Date Administered	Lot Number	Doses Given to 6 months to 2 Years	Doses Given to 3 Years to 6 Years	Doses Given to 7 Years to 18 Years	Doses Given to 19 Years to 49 Years	Doses Given to 50 Years to 64 Years	Doses Given to 65 Years and Older	Total
Antelope Valley	10/19/2016	UT5594LA (SP)	6	0	0	0	0	0	6
		UI678AE (SP)	0	13	36	47	22	11	129
	10/22/2016	53T43 (GSK)	0	0	0	3	3	0	6
		UT5594LA (SP)	1	0	0	0	0	0	1
		UI678AE (SP)	0	5	28	32	23	7	95
	10/30/2016	53T43 (GSK)	0	0	0	1	0	0	1
		UI678AE (SP)	0	10	16	29	27	3	85
	11/01/2016	53T43 (GSK)	0	0	0	0	0	1	1
		UI678AE (SP)	0	0	0	5	14	10	29
	11/16/2016	53T43 (GSK)	0	0	0	0	1	0	1
	UI678AE (SP)	0	1	10	33	15	9	68	
Central	10/19/2016	E97K2 (GSK)	0	1	6	11	35	39	92
	10/20/2016	E97K2 (GSK)	0	3	2	59	55	32	151
		UT5594LA (SP)	1	0	0	0	0	0	1
	10/21/2016	E97K2 (GSK)	0	0	0	14	3	1	18
	10/23/2016	53T43 (GSK)	0	0	0	3	1	0	4
		E97K2 (GSK)	0	11	73	137	127	69	417
		UT5594LA (SP)	2	0	0	0	0	0	2
	10/25/2016	53T43 (GSK)	0	0	0	6	1	0	7
		E97K2 (GSK)	0	5	15	89	39	11	159
	10/26/2016	53T43 (GSK)	0	0	0	5	1	1	7
		E97K2 (GSK)	0	0	0	20	24	3	47
	10/30/2016	53T43 (GSK)	0	1	0	4	0	0	5
		E97K2 (GSK)	0	11	50	117	151	34	363
		UT5594LA (SP)	4	0	0	0	0	0	4
	11/02/2016	E97K2 (GSK)	0	0	0	11	17	3	31
	11/05/2016	53T43 (GSK)	0	0	0	0	1	0	1
		E97K2 (GSK)	0	1	6	15	17	28	67
		UT5594LA (SP)	1	0	0	0	0	0	1
	11/06/2016	53T43 (GSK)	0	0	2	5	1	0	8
		E97K2 (GSK)	0	10	43	98	98	52	301
	11/09/2016	E97K2 (GSK)	0	2	1	24	12	5	44
	11/13/2016	E97K2 (GSK)	0	0	3	16	7	4	30
	11/15/2016	E97K2 (GSK)	0	0	0	11	14	10	35
	11/20/2016	53T43 (GSK)	0	0	1	2	0	0	3
		E97K2 (GSK)	1	20	78	153	178	53	483
		UT5594LA (SP)	1	0	0	0	0	0	1
	11/23/2016	53T43 (GSK)	0	0	0	1	0	0	1
		E97K2 (GSK)	0	1	2	29	23	9	64
		UT5594LA (SP)	1	0	0	0	0	0	1
	03/29/2017	E97K2 (GSK)	0	0	1	20	9	1	31

Table A1. Influenza Vaccine Accountability (n=13,388) for 2016-2017 Influenza Outreaches by Health Center, Date Administered, Lot Number, and Doses Given by Patient's Age (Preliminary data).^{1,2}

Health Center	Date Administered	Lot Number	Doses Given to 6 months to 2 Years	Doses Given to 3 Years to 6 Years	Doses Given to 7 Years to 18 Years	Doses Given to 19 Years to 49 Years	Doses Given to 50 Years to 64 Years	Doses Given to 65 Years and Older	Total
Curtis Tucker	10/15/2016	53T43 (GSK)	0	0	0	1	0	0	1
		UI678AE (SP)	0	3	15	35	15	2	70
	10/21/2016	53T43 (GSK)	0	0	0	1	2	3	6
		UI678AE (SP)	0	0	1	10	45	71	127
	10/24/2016	53T43 (GSK)	1	0	0	1	0	1	3
		UT5594LA (SP)	0	1	0	0	0	0	1
		UI678AE (SP)	0	0	1	23	37	40	101
	10/29/2016	UI678AE (SP)	0	5	13	30	36	33	117
	10/31/2016	53T43 (GSK)	0	0	0	0	1	3	4
		UI678AE (SP)	0	0	0	5	18	38	61
	11/04/2016	53T43 (GSK)	0	0	1	0	0	1	2
		UT5594LA (SP)	1	0	0	0	0	0	1
		UI678AE (SP)	0	0	0	3	17	45	65
	11/09/2016	53T43 (GSK)	0	0	0	1	0	0	1
		UI678AE (SP)	0	0	0	29	22	54	105
	11/15/2016	UI678AE (SP)	0	0	9	25	21	9	64
	12/01/2016	UT5594LA (SP)	0	1	0	0	0	0	1
		UI678AE (SP)	0	0	3	21	15	5	44
	12/07/2016	53T43 (GSK)	0	0	0	1	0	0	1
		UI678AE (SP)	0	1	4	22	16	7	50
	12/15/2016	UI678AE (SP)	0	0	1	4	3	1	9
	02/11/2017	53T43 (GSK)	0	0	0	2	0	0	2
		UI678AE (SP)	0	0	1	21	7	2	31
Glendale	10/25/2016	53T43 (GSK)	0	0	0	0	0	1	1
		UI678AE (SP)	0	0	0	7	17	51	75
	11/05/2016	53T43 (GSK)	0	0	0	0	2	1	3
		UI678AE (SP)	0	4	14	45	43	30	136
	12/13/2016	UI678AE (SP)	0	0	0	1	1	2	4
12/16/2016	53T43 (GSK)	0	0	0	3	0	1	4	
	UI678AE (SP)	0	4	23	31	20	12	90	
Hollywood Wilshire	10/20/2016	E97K2 (GSK)	0	0	0	17	51	40	108
	10/22/2016	53T43 (GSK)	0	0	0	0	1	0	1
		E97K2 (GSK)	0	3	2	31	30	12	78
		UT5594LA (SP)	2	0	0	0	0	0	2
	10/24/2016	53T43 (GSK)	0	0	0	0	1	1	2
		E97K2 (GSK)	0	1	0	7	14	6	28
	10/27/2016	E97K2 (GSK)	0	0	0	14	17	9	40
	10/29/2016	E97K2 (GSK)	0	0	0	12	13	5	30
		UT5594LA (SP)	2	0	0	0	0	0	2
	10/30/2016	E97K2 (GSK)	0	3	13	31	80	21	148
	11/02/2016	E97K2 (GSK)	0	0	0	22	15	4	41
11/06/2016	53T43 (GSK)	0	0	0	1	2	0	3	
	E97K2 (GSK)	0	2	22	68	58	52	202	

Table A1. Influenza Vaccine Accountability (n=13,388) for 2016-2017 Influenza Outreaches by Health Center, Date Administered, Lot Number, and Doses Given by Patient's Age (Preliminary data).^{1,2}

Health Center	Date Administered	Lot Number	Doses Given to 6 months to 2 Years	Doses Given to 3 Years to 6 Years	Doses Given to 7 Years to 18 Years	Doses Given to 19 Years to 49 Years	Doses Given to 50 Years to 64 Years	Doses Given to 65 Years and Older	Total
Hollywood Wilshire	11/13/2016	E97K2 (GSK)	0	2	21	34	52	14	123
		UT5594LA (SP)	1	0	0	0	0	0	1
Monrovia	10/22/2016	53T43 (GSK)	0	0	0	2	0	0	2
		E97K2 (GSK)	0	9	53	110	112	28	312
	10/24/2016	UT5594LA (SP)	1	0	0	0	0	0	1
		53T43 (GSK)	0	0	0	1	0	0	1
	10/27/2016	E97K2 (GSK)	0	0	2	28	45	61	136
		E97K2 (GSK)	0	0	2	8	33	12	55
	10/29/2016	UT5594LA (SP)	1	0	0	0	0	0	1
		E97K2 (GSK)	0	5	5	19	14	5	48
	11/03/2016	UT5594LA (SP)	1	0	0	0	0	0	1
		E97K2 (GSK)	0	0	0	12	22	38	72
	11/10/2016	53T43 (GSK)	0	0	0	1	0	0	1
		E97K2 (GSK)	0	0	1	4	28	57	90
	11/18/2016	UT5594LA (SP)	1	0	0	0	0	0	1
		53T43 (GSK)	0	1	2	3	0	0	6
	11/05/2016	E97K2 (GSK)	0	2	6	72	37	23	140
		53T43 (GSK)	0	0	0	1	1	0	2
11/10/2016	UT5594LA (SP)	2	0	0	0	0	0	2	
	UI678AE (SP)	1	6	20	82	29	11	149	
12/06/2016	53T43 (GSK)	0	0	2	2	3	0	7	
	UI678AE (SP)	0	5	8	31	9	0	53	
10/15/2016	53T43 (GSK)	0	0	1	4	1	1	7	
	UI678AE (SP)	2	0	0	0	0	0	2	
10/18/2016	53T43 (GSK)	0	8	35	93	43	15	194	
	UI678AE (SP)	0	0	0	1	0	0	1	
10/27/2016	53T43 (GSK)	0	0	0	10	12	2	24	
	UI678AE (SP)	0	0	0	1	3	0	4	
11/12/2016	53T43 (GSK)	1	7	31	28	25	11	103	
	UI678AE (SP)	0	0	0	0	2	0	2	
11/15/2016	53T43 (GSK)	0	0	0	30	38	26	94	
	UI678AE (SP)	0	1	2	5	0	0	8	
11/17/2016	53T43 (GSK)	0	0	9	18	17	9	53	
	UI678AE (SP)	0	0	0	1	0	0	1	
11/29/2016	53T43 (GSK)	0	13	36	47	18	9	123	
	UI678AE (SP)	0	2	2	3	1	0	8	
12/03/2016	53T43 (GSK)	0	0	0	7	10	2	19	
	UI678AE (SP)	1	0	0	0	0	0	1	
12/10/2016	53T43 (GSK)	0	15	44	49	8	7	123	
	UI678AE (SP)	0	0	0	1	1	0	2	
12/03/2016	53T43 (GSK)	0	0	0	1	1	0	2	
	UI678AE (SP)	0	2	11	8	11	2	34	
12/10/2016	53T43 (GSK)	0	0	1	1	1	2	5	
	UI678AE (SP)	0	3	12	15	8	3	41	

Table A1. Influenza Vaccine Accountability (n=13,388) for 2016-2017 Influenza Outreaches by Health Center, Date Administered, Lot Number, and Doses Given by Patient's Age (Preliminary data).^{1,2}

Health Center	Date Administered	Lot Number	Doses Given to 6 months to 2 Years	Doses Given to 3 Years to 6 Years	Doses Given to 7 Years to 18 Years	Doses Given to 19 Years to 49 Years	Doses Given to 50 Years to 64 Years	Doses Given to 65 Years and Older	Total
Center for Public Health (MLK)	10/15/2016	53T43 (GSK)	0	1	6	27	54	10	98
		E97K2 (GSK)	0	0	0	6	19	4	29
	10/22/2016	53T43 (GSK)	0	1	0	0	0	0	1
		E97K2 (GSK)	0	5	19	42	20	3	89
	10/23/2016	53T43 (GSK)	0	0	0	0	1	0	1
		E97K2 (GSK)	1	6	33	58	45	19	162
	10/26/2016	53T43 (GSK)	0	0	0	1	0	0	1
		E97K2 (GSK)	0	3	3	35	28	8	77
		UT5594LA (SP)	3	0	0	0	0	0	3
	10/27/2016	53T43 (GSK)	0	0	0	0	1	0	1
		E97K2 (GSK)	0	3	3	53	9	2	70
		UT5594LA (SP)	3	0	0	0	0	0	3
		UI678AE (SP)	0	0	0	1	0	0	1
	10/28/2016	E97K2 (GSK)	0	0	0	5	3	0	8
	10/29/2016	53T43 (GSK)	0	2	3	4	2	0	11
		E97K2 (GSK)	0	2	6	27	8	5	48
		UT5594LA (SP)	1	0	0	0	0	0	1
	10/30/2016	53T43 (GSK)	0	0	1	3	4	1	9
		UI678AE (SP)	0	8	55	134	140	62	399
	11/01/2016	53T43 (GSK)	0	0	4	31	5	0	40
		E97K2 (GSK)	0	0	83	401	30	13	527
		UT5594LA (SP)	1	0	0	0	0	0	1
		UI678AE (SP)	0	1	0	3	2	5	11
	11/02/2016	UI678AE (SP)	0	0	0	2	7	48	57
	11/04/2016	53T43 (GSK)	0	0	0	0	1	1	2
		UT5594LA (SP)	2	0	0	0	0	0	2
		UI678AE (SP)	0	0	0	1	17	9	27
	11/06/2016	53T43 (GSK)	0	3	10	16	38	19	86
		UT5594LA (SP)	1	0	0	0	0	0	1
		UI678AE (SP)	0	4	20	87	42	4	157
	11/08/2016	UI678AE (SP)	0	1	24	22	7	0	54
	11/09/2016	UI678AE (SP)	0	1	2	5	5	12	25
	11/10/2016	53T43 (GSK)	0	3	2	3	0	0	8
		UI678AE (SP)	0	0	2	4	4	0	10
	11/12/2016	53T43 (GSK)	0	0	0	0	2	0	2
		UI678AE (SP)	0	0	3	7	8	4	22
	11/13/2016	53T43 (GSK)	0	0	1	17	14	2	34
		UI678AE (SP)	0	2	2	4	7	7	22
	11/19/2016	53T43 (GSK)	0	0	0	2	2	0	4
		UI678AE (SP)	0	0	8	17	20	4	49
11/20/2016	53T43 (GSK)	0	1	0	1	0	0	2	
	UI678AE (SP)	0	0	15	33	27	6	81	

Table A1. Influenza Vaccine Accountability (n=13,388) for 2016-2017 Influenza Outreaches by Health Center, Date Administered, Lot Number, and Doses Given by Patient's Age (Preliminary data).^{1,2}

Health Center	Date Administered	Lot Number	Doses Given to 6 months to 2 Years	Doses Given to 3 Years to 6 Years	Doses Given to 7 Years to 18 Years	Doses Given to 19 Years to 49 Years	Doses Given to 50 Years to 64 Years	Doses Given to 65 Years and Older	Total
Center for Public Health (MLK)	12/12/2016	53T43 (GSK)	0	0	1	13	3	0	17
	12/13/2016	53T43 (GSK)	0	0	0	0	5	1	6
Pomona	12/14/2016	53T43 (GSK)	0	0	0	9	7	1	17
	10/19/2016	53T43 (GSK)	0	0	0	1	0	0	1
		UI678AE (SP)	0	0	0	20	26	66	112
	10/20/2016	53T43 (GSK)	0	0	3	5	0	2	10
		UI678AE (SP)	0	0	0	6	11	56	73
	10/22/2016	53T43 (GSK)	0	0	1	0	0	0	1
		UI678AE (SP)	0	2	11	77	64	10	164
	10/23/2016	53T43 (GSK)	0	1	1	1	0	0	3
		UT5594LA (SP)	1	0	0	0	0	0	1
		UI678AE (SP)	0	4	42	49	44	15	154
	10/25/2016	53T43 (GSK)	0	1	0	1	1	3	6
		UI678AE (SP)	0	0	0	14	24	53	91
	10/26/2016	53T43 (GSK)	0	0	1	2	0	0	3
		UI678AE (SP)	0	0	18	120	19	3	160
	10/27/2016	UI678AE (SP)	0	1	1	17	31	46	96
	10/30/2016	53T43 (GSK)	0	6	27	5	0	0	38
		UT5594LA (SP)	1	0	0	0	0	0	1
		UI678AE (SP)	0	1	14	69	57	21	162
	11/02/2016	53T43 (GSK)	0	0	2	3	2	0	7
		UI678AE (SP)	0	0	0	40	101	143	284
	11/03/2016	UI678AE (SP)	0	0	0	3	12	25	40
	11/04/2016	UI678AE (SP)	0	0	0	24	32	8	64
	11/06/2016	53T43 (GSK)	0	0	5	1	0	0	6
		UI678AE (SP)	0	0	13	55	38	39	145
	11/08/2016	53T43 (GSK)	0	0	0	1	1	1	3
		UI678AE (SP)	0	0	4	34	63	91	192
	11/09/2016	UT5594LA (SP)	1	0	0	0	0	0	1
		UI678AE (SP)	0	0	0	5	6	23	34
	11/19/2016	53T43 (GSK)	0	11	20	0	0	1	32
		UT5594LA (SP)	4	0	0	0	0	0	4
		UI678AE (SP)	0	0	3	37	25	10	75
	11/20/2016	53T43 (GSK)	1	5	26	0	0	0	32
	UI678AE (SP)	0	0	28	99	135	33	295	
12/14/2016	53T43 (GSK)	0	0	0	2	4	0	6	
Simms Mann Burke	10/19/2016	53T43 (GSK)	0	5	1	44	39	61	150
		UT5594LA (SP)	1	0	0	0	0	0	1
	10/20/2016	53T43 (GSK)	0	0	1	23	28	72	124
	10/22/2016	185887 (SEQ)	0	0	0	3	0	1	4
		53T43 (GSK)	0	7	16	39	26	15	103

Table A1. Influenza Vaccine Accountability (n=13,388) for 2016-2017 Influenza Outreaches by Health Center, Date Administered, Lot Number, and Doses Given by Patient's Age (Preliminary data).^{1,2}

Health Center	Date Administered	Lot Number	Doses Given to 6 months to 2 Years	Doses Given to 3 Years to 6 Years	Doses Given to 7 Years to 18 Years	Doses Given to 19 Years to 49 Years	Doses Given to 50 Years to 64 Years	Doses Given to 65 Years and Older	Total
Simms Mann Burke	10/27/2016	185887 (SEQ)	0	0	0	0	1	0	1
		53T43 (GSK)	0	0	0	3	31	60	94
	10/29/2016	185887 (SEQ)	0	0	0	1	0	0	1
		53T43 (GSK)	0	0	6	10	12	7	35
	11/05/2016	53T43 (GSK)	0	8	13	22	11	2	56
Whittier		UT5594LA (SP)	3	1	0	0	0	0	4
	11/19/2016	53T43 (GSK)	0	4	9	24	18	9	64
	10/18/2016	53T43 (GSK)	0	0	0	1	0	0	1
		E97K2 (GSK)	0	0	2	35	58	81	176
	10/19/2016	E97K2 (GSK)	0	2	1	19	29	17	68
		UT5594LA (SP)	2	0	0	0	0	0	2
	10/20/2016	53T43 (GSK)	0	0	0	1	0	1	2
		E97K2 (GSK)	1	2	0	12	7	4	26
	10/23/2016	E97K2 (GSK)	0	3	20	41	45	20	129
	10/25/2016	53T43 (GSK)	0	0	0	2	1	0	3
		E97K2 (GSK)	0	0	2	46	27	5	80
	10/26/2016	E97K2 (GSK)	0	1	0	37	34	51	123
	10/27/2016	53T43 (GSK)	0	0	0	2	0	0	2
		E97K2 (GSK)	0	0	3	18	32	66	119
		UT5594LA (SP)	1	0	0	0	0	0	1
	10/30/2016	E97K2 (GSK)	0	3	8	39	42	27	119
	11/01/2016	53T43 (GSK)	0	0	0	2	0	0	2
		E97K2 (GSK)	0	4	16	30	19	12	81
	11/02/2016	E97K2 (GSK)	0	4	14	28	17	7	70
	11/05/2016	53T43 (GSK)	0	0	1	0	0	0	1
		E97K2 (GSK)	0	6	28	30	15	7	86
		UT5594LA (SP)	1	0	0	0	0	0	1
	11/06/2016	E97K2 (GSK)	0	0	15	42	48	16	121
		UT5594LA (SP)	1	0	0	0	0	0	1
	11/08/2016	53T43 (GSK)	0	0	0	1	0	0	1
	E97K2 (GSK)	0	1	1	17	43	59	121	
	UT5594LA (SP)	2	0	0	0	0	0	2	
11/09/2016	E97K2 (GSK)	0	0	0	0	9	4	13	
11/17/2016	E97K2 (GSK)	0	0	1	16	19	8	44	
11/18/2016	E97K2 (GSK)	0	0	0	1	7	9	17	
11/19/2016	E97K2 (GSK)	0	1	3	11	8	5	28	
Total			68	335	1,489	4,622	4,032	2,822	13,368
Total (%)			0.51	3	11	35	30	21	100

¹Completed Data Entry as of 4/3/2017 preliminary data (n=13,388). The total entered should be 13,388.

²Inventory table excludes 20 records with missing age.

Table A2. Influenza Vaccine Accountability (n=13,388) for 2016-2017 Influenza Outreaches by Health Center, Lot Number, and Doses Given by Patient's Age (Preliminary data).^{1,2}

Health Center	Lot Number	Doses Given to 6 months to 2 Years	Doses Given to 3 Years to 6 Years	Doses Given to 7 Years to 18 Years	Doses Given to 19 Years to 49 Years	Doses Given to 50 Years to 64 Years	Doses Given to 65 Years and Older	Total
Antelope Valley	53T43 (GSK)	0	0	0	4	4	1	9
	UT5594LA (SP)	7	0	0	0	0	0	7
	UI678AE (SP)	0	29	90	146	101	40	406
Central	53T43 (GSK)	0	1	3	26	5	1	36
	E97K2 (GSK)	1	65	280	824	809	354	2,333
	UT5594LA (SP)	10	0	0	0	0	0	10
Curtis Tucker	53T43 (GSK)	1	0	1	7	3	8	20
	UT5594LA (SP)	1	2	0	0	0	0	3
	UI678AE (SP)	0	9	48	228	252	307	844
Glendale	53T43 (GSK)	0	0	0	3	2	3	8
	UI678AE (SP)	0	8	37	84	81	95	305
Hollywood Wilshire	53T43 (GSK)	0	0	0	1	4	1	6
	E97K2 (GSK)	0	11	58	236	330	163	798
	UT5594LA (SP)	5	0	0	0	0	0	5
Monrovia	53T43 (GSK)	0	1	2	7	0	0	10
	E97K2 (GSK)	0	16	69	253	291	224	853
	UT5594LA (SP)	4	0	0	0	0	0	4
North Hollywood	53T43 (GSK)	0	0	3	7	5	1	16
	UT5594LA (SP)	4	0	0	0	0	0	4
	UI678AE (SP)	1	19	63	206	81	26	396
Pacoima	53T43 (GSK)	0	3	5	13	8	2	31
	UT5594LA (SP)	1	0	0	0	0	0	1
	UI678AE (SP)	1	40	143	212	147	71	614
Center for Public Health (MLK)	53T43 (GSK)	0	11	28	127	139	35	340
	E97K2 (GSK)	1	19	147	627	162	54	1,010
	UT5594LA (SP)	11	0	0	0	0	0	11
	UI678AE (SP)	0	17	131	320	286	161	915
Pomona	53T43 (GSK)	1	24	86	22	8	7	148
	UT5594LA (SP)	7	0	0	0	0	0	7

Table A2. Influenza Vaccine Accountability (n=13,388) for 2016-2017 Influenza Outreaches by Health Center, Lot Number, and Doses Given by Patient's Age (Preliminary data).^{1,2}

Health Center	Lot Number	Doses Given to 6 months to 2 Years	Doses Given to 3 Years to 6 Years	Doses Given to 7 Years to 18 Years	Doses Given to 19 Years to 49 Years	Doses Given to 50 Years to 64 Years	Doses Given to 65 Years and Older	Total
	UI678AE (SP)	0	8	134	669	688	642	2,141
Simms Mann Burke	185887 (SEQ)	0	0	0	4	1	1	6
	53T43 (GSK)	0	24	46	165	165	226	626
	UT5594LA (SP)	4	1	0	0	0	0	5
Whittier	53T43 (GSK)	0	0	1	9	1	1	12
	E97K2 (GSK)	1	27	114	422	459	398	1,421
	UT5594LA (SP)	7	0	0	0	0	0	7
Total		68	335	1,489	4,622	4,032	2,822	13,368
Total (%)		0.51	3	11	35	30	21	100

¹Completed Data Entry as of 4/3/2017 preliminary data (n=13,388). The total entered should be 13,388.

²Inventory table excludes 20 records with missing age.

Table A3. Influenza Vaccine Accountability (n=13,388) for 2016-2017 Influenza Outreaches by Lot Number and Doses Given by Patient's Age (Preliminary data).^{1,2}

Lot Number	Doses Given to 6 months to 2 Years	Doses Given to 3 Years to 6 Years	Doses Given to 7 Years to 18 Years	Doses Given to 19 Years to 49 Years	Doses Given to 50 Years to 64 Years	Doses Given to 65 Years and Older	Total
185887 (SEQ)	0	0	0	4	1	1	6
53T43 (GSK)	2	64	175	391	344	286	1,262
E97K2 (GSK)	3	138	668	2362	2051	1193	6,415
UT5594LA (SP)	61	3	0	0	0	0	64
UI678AE (SP)	2	130	646	1865	1636	1342	5,621
Total	68	335	1,489	4,622	4,032	2,822	13,368
Total (%)	0.51	3	11	35	30	21	100

¹Completed Data Entry as of 4/3/2017 preliminary data (n=13,388). The total entered should be 13,388.

²Inventory table excludes 20 records with missing age.

8/2017